



SOUTH FEATHER WATER & POWER AGENCY

AGENDA

**Regular Meeting of the Board of Directors of the
South Feather Water & Power Agency
Board Room, 2310 Oro-Quincy Highway, Oroville, California
Tuesday; May 24, 2022; 2:00 P.M.**

Remote participation is available via Zoom by logging into:

<https://us02web.zoom.us/j/83130215560>

Meeting ID: 831 3021 5560

One tap mobile: +16699006833,,83130215560# US (San Jose)

For attendees calling by phone use *9 to raise hand

In person participation is subject to limited attendance to maintain adequate distancing.

A. Roll Call

B. Approval of Minutes – Regular Meeting on April 26, 2022 (Tab 1)

C. Approval of Checks/Warrants (Tab 2)

D. Staff Reports (Tab 3)

E. Business Item

Rules and Regulations - Late Usage Fee (Tab 4)
Requesting approval to increase late usage fee on Construction Meters to recover actual costs.

Rules and Regulations - Special Use Permit (Tab 5)
Seeking approval for added language to clarify special use permit- bulk water fill criteria.

State of California Executive Order N-7-22 (Tab 6)
Approval to implement Stage 2 of SFWPA's Urban Water Management Plan.

F. Information Item

SFWPA Strategic Plan (Tab 7)
Communication and status of South Feather's five year strategic plan.

G. Public Comment – *Public comment for Directors can be submitted anytime via e-mail. However, in order to be read into the record during the meeting it must be submitted to PublicRelations@southfeather.com by 12:00 P.M. Tuesday May 24, 2022. Individuals will be given an opportunity to address the Board regarding matters within the Agency's jurisdiction that are not scheduled on the agenda, although the Board cannot take action on any matter not on the agenda. Comments will be limited to 5 minutes per speaker. An opportunity for comments on agenda items will be provided at the time they are discussed by the Board. Comments will be limited to five minutes per speaker per agenda item.*

H. Directors' Reports

Directors may make brief announcements or reports for the purpose of providing information to the public or staff, or to schedule a matter for a future meeting. The Board cannot take action on any matter not on the agenda and will refrain from entering into discussion that would constitute action, direction or policy, until the matter is placed on the agenda of a properly publicized and convened Board meeting.

I. Closed Session

(Tab 8)

Conference with Legal Counsel – Existing Litigation

(Paragraph (1) of subdivision (d) of Government Code section 54956.9)

- A. Name of Case: North Yuba Water District v. South Feather Water & Power Agency et al., Sutter County Superior Court Case No. CVCS21-0001857
- B. Name of Case: South Feather Water & Power Agency v. North Yuba Water District et al., Sutter County Superior Court Case No. CVCS21-0002073

Conference with Real Property Negotiators (Government Code § 54956.8)

Real property negotiators District staff, and District legal counsel to discuss price and terms and conditions of a potential 2022 water transfer with Santa Clara Valley Water District.

J. Open Session

Report of closed session actions.

K. Adjournment

The Board of Directors is committed to making its meetings accessible to all citizens. Any persons requiring special accommodation to participate should contact the Agency's secretary at 530-533-2412, preferably at least 48 hours in advance of the meeting.

MINUTES of the REGULAR MEETING of the BOARD of DIRECTORS of SOUTH FEATHER WATER & POWER AGENCY

**Tuesday, April 26, 2022, 2:00 P.M.,
Agency Board Room, 2310 Oro-Quincy Hwy., Oroville, California**

In Compliance with the State of California Governor's Office Executive Order N-29-20, SFWPA will limit "in-person" attendance for the April 26, 2022 Board Meeting.

DIRECTORS PRESENT (In Person): Dennis Moreland, Ruth Wright, Tod Hickman, Rick Wulbern, John Starr

DIRECTORS PRESENT (Remote): None

DIRECTORS ABSENT: None

STAFF PRESENT (In Person): Rath Moseley, General Manager; Jaymie Perrin, EH&S Manager; Art Martinez, Manager Information Systems; Dan Leon, Power Division Manager; Steve Wong, Finance Manager; Kristen McKillop, Regulatory and Compliance Manager

STAFF PRESENT (By Zoom): John Shipman, Water Treatment Superintendent

OTHERS PRESENT (Via Zoom): Charles Sharp, Dolores Castello, Donna Corson, Butte Fire Safe Council – Cali, Marieke Furnee

OTHERS PRESENT (In Person): Roger Bailey, Brent Hastey

CALL TO ORDER

President Hickman called the meeting to order at 2:07 p.m. and led the Pledge of Allegiance.

INFORMATION ITEMS

ACWA/JPIA

Mr. Brent Hastey representing ACWA/JPIA presented the rate stabilization fund report and a refund check to SF for the agency's safety performance in the program. The board and staff were exited to hear from Mr. Hastey and a brief Q&A dialog took place.

Butte County Fire Safe Council

Cali-Jane spoke to the board about the importance and appreciation of support for the Forest Health and Upper Watershed Resilience Project. A short presentation was shared about the fire history, impacts to SFWPA, the five step planning process and a map of the targeted planning areas.

APPROVAL OF MINUTES

M/S: (Wulbern/Starr) approving the Minutes of the regular meetings of March 22, 2022.

Ayes: Wright, Hickman, Moreland

Absent: None

Public Comment: None

APPROVAL OF CHECKS AND WARRANTS

M/S (Wulbern/Hickman)

Ayes: Wright, Moreland, Starr

Absent: None

Approving the total General Fund and Joint Facilities operating fund expenditures for the month of March, 2022 in the amount of \$6,968,577.66 and authorize the transfer of \$1,210,000.00 from the TCB General Fund to the TCB Accounts Payable and Payroll Fund for the payment of regular operating expenses.

Public Comment: None

FINANCE MANAGER'S REPORT

The Finance Manager communicated the following:

State Controller Governmental Pay report

The 2021 Government Compensation in California report was completed by Accountant Cheri Richter and filed with the State Controller's Office. This report lists the minimum and maximum pay rates, regular pay, overtime pay, other pay, employer retirement contributions and health insurance payments for all Agency positions and will be included in the Controller's annual report of local government compensation.

Potable water

Front counter administrative staff continue to regularly receive phone calls from households experiencing their wells going dry. These individuals are being directed to the Butte County Department of Water and Resource Conservation and the California Department of Public Health "mydrywell.water.ca.gov" webpage for assistance and to report their water shortage.

Front counter reopened

The door to the front counter opened on Monday, March 28, I am pleased to report that the transition and return to "normal" in-person operations has been smooth.

Supplemental Appropriation/Budget Modification 2022-2

A \$10,000 supplemental appropriation has been prepared for project 2022-0987, DAC 2 Rack server for SCADA system, increasing the budget appropriation from \$40,000 to \$50,000. The increase is necessary as the work is being performed as a standalone project and not as part of a bigger project as originally considered and the hourly rate for engineering services has increased since the submittal of the original quote.

Also, a budget modification to transfer appropriations of \$4,500 from account 07-66-66100-6, JFOF Shop, supplies, to account 07-66-66270-6, JFOF Shop, small tools, has been prepared to more accurately reflect current year purchases.

2021 Audit

Work on audit-related tasks and schedules continues. As has been the practice over the last two years, most, if not all, of the audit work will be performed remotely. This year's audit is being conducted by Fedak & Brown, LLP Certified Public Accountants, the first year of our three year engagement with them. With this being the first year working with these auditors, a more extensive review of the Agency's policies and procedures is currently being completed.

POWER DIVISION MANAGER'S REPORT

The Power Division Manager communicated the following:

OPERATIONS

South Fork tunnel average flow was 95 CFS. Slate Creek tunnel was open for 21 days. At month's end, Little Grass

Valley and Sly Creek Reservoirs combined storage was 115 kAF.

DWR Bulletin 120 observed conditions as of April 14 for accumulated WY to date precipitation is at 73% of average (North Region 8-Station Index), and observed snowpack is at 18% of average for April 1 (North Region).

Additional dialog about storage levels took place and what additional moisture does the agency expect to receive.

MAINTENANCE

Powerhouses

- Woodleaf Powerhouse. Status: In service, normal dispatch schedule.
 - Governor repair performed
 - Annual maintenance outage planning for 2023
- Forbestown Powerhouse. Status: In service, normal dispatch schedule.
 - Annual maintenance outage completed, install (2) new bearing cooling coils
 - Annual maintenance outage planning for 2023
- Sly Creek Powerhouse. Status: In service, normal dispatch schedule.
 - Turbine guide bearing lube system, replace seals, service lube pump
 - Diagnose DC supply and electrical equipment
 - Annual maintenance outage scheduled for October 3 thru 14
- Kelly Ridge Powerhouse. Status: Not in service, due to external outage.
 - PG&E-caused 60kV transmission outage March 28 thru April 27 (est)
 - Replace wicket gate packing for turbine
 - Annual maintenance outage scheduled for November 1 thru 12

Other Project Assets

- Perform snow surveys at monitoring sites
- Set fish flows at Dams
- Inspect Slate Creek and South Fork diversion sites
- Perform quarterly penstock inspections
- Perform annual inspection and testing at SF-16
- Install bin wall reinforcements along MRC panels 210 and 245
- Clean trash racks and inspect along Miners Ranch Canal
- Inspect and clean trash rack at Ponderosa spillway
- Manage vegetation at Ponderosa Dam, and MRC stations 6 and 7
- Install and test electronic equipment at powerhouses
- Organize shop chemicals and containment

- Perform fleet vehicle and mechanical equipment service and maintenance

REGULATORY COMPLIANCE

- Part 12D field inspections will be conducted with FERC engineers, the consulting team and Agency staff the last week of May. The associated Potential Failure Mode Analysis (PFMA) workshop will be conducted with the same FERC engineers, DSOD engineers, the consulting team and Agency staff the week of July 18-21.
- Staff have scheduled the required work efforts necessary to open the USFS managed campgrounds. USFS staff report that Strawberry Campground will be open by Memorial Day. Although Sly Creek Recreation Area remains under a Closure Order, USFS staff are hopeful the campground will open this year.
- Monthly projected water diversion, previous actual water diversion and Urban Water Supplier reports continue to be submitted on time as required.

PERSONNEL

- Bill Malacky will be retiring in April 2022. We greatly appreciate his service to the Agency, where he has been employed for over 45 years. Bill has worked in several roles in the Water Division and Power Division including Heavy Tractor Driver and Hydro Roving Operator. He has done an excellent job operating our water and power Project, and has generously provided training and mentoring for new workers. We will miss Bill and wish him and family the very best in retirement.

GENERAL MANAGER'S REPORT

The General Manager communicated the following:

Domestic Water Treatment Operations

The total Miners Ranch Treatment Plant (MRTP) treated water production for the month of March totaled 120.01 million gallons.

The total Bangor Treatment Plant (BTP) treated water production for the month of March totaled .306 million gallons.

All bacteriological requirements were good for the MRTP& BTP. Miners Ranch production was 133% of average over the past 5 years. Bangor's production was 116% of average over the past 5 years. New meters were reset in the PLC without transferring data to a monthly file for the Red Hawk Ranch Pump Station. Unfortunately, we do not have a total for the month.

District Wide Water Operations

The 2022 irrigation started the week of April 11th and is in full operation. Five new irrigation accounts were added this year and look forward to another successful year of conveyance. The first several days were a challenge on the Lower Forbestown Ditch (WD-6) due to large amounts of pine needles flowing into the system from the Upper Forebestown Ditch.

The graphs on the following page show the flow (cfs) at each primary measurement location for irrigation customers. 2022 has benefited from increased moisture during the first part of April and off season ditch maintenance. This years flow requirements are forecasted to be ~40% less than allowable at WD6 (Lower Forbestown Ditch), and ~12% less than last year for the Palermo Canal.

Eleven leaks repairs and a large quantity of meter repairs were performed this month as a result of aging infrastructure and field surveillance.

The domestic service and backflow distribution system has been completed for the Hill View Ridge Apartment Complex. Concrete slabs and metal cages have been fabricated and installed to protect the equipment. The forecasted construction completion of the complex is late this year.

Proposed Tuscan Water District

At the request of proposed Tuscan Water District formation members, staff met with them on Thursday, April 14th. An initial discussion ensued about SF's primary responsibility to its rate payers and hence why the topic of eminent domain protection is important to the agency.

The desire of Tuscan representatives was to learn more about SF's water conveyance and determine if a future relationship could be developed for the delivery of raw water. It was explained that many hurdles would need to be overcome, including: agency protection to rate payers, conveyance path, state water project (DWR), CEQA based on pre-1914 water rights or obligations to water on SFPP water rights, power purchase agreement (hydro operations), FERC and the economic value of water.

Water Storage

No new updates from Advisian as of this writing.

Past Director James Edwards

A joint resolution of appreciation was drafted by the Oroville Cemetery District and SFWPA. The resolution was presented to the Butte County Board of Supervisors and unanimously approved at their Tuesday, April 12th board meeting. Below is the resolution presented.

WHEREAS, James Edwards has been mindful of the interests of the Oroville Cemetery District and the South Feather Water & Power Agency and he has contributed to their success in serving the Oroville area.

WHEREAS, James Edwards has provided outstanding leadership and guidance by providing exceptional benefits to the community for the delivery of water, cemetery services and hydroelectricity.

WHEREAS, James Edwards has faithfully and with honor, integrity and great distinction served as a member of the Oroville Cemetery District's Board of Trustees, filling the rolls of Vice President for seven years and President for eight years. James Edwards was appointed to the Oroville Cemetery District's board in August of 1990 and served through February of 2022.

WHEREAS, James Edwards served as a member of the Board of Directors of South Feather Water and Power Agency from 2004 to 2021, fulfilled his duties dependably and thoughtfully, rendered considered and intelligent decisions, and offered leadership, enthusiasm, and encouragement.

WHEREAS, James Edwards served the South Feather Water & Power Agency faithfully and with integrity while filling the rolls of Vice President for one year and President for five years.

WHEREAS, James Edwards was instrumental in the following advancements: South Feather Water and Power Agency rate reduction, two Power Purchase Agreements, construction of the headquarters office and the Miners Ranch Treatment plant expansion.

NOW, THEREFORE BE IT RESOLVED, that the Butte County Board of Supervisors, Oroville Cemetery District's Board of Trustees, and South Feather Water & Power Agency's Board of Directors, formally acknowledge and extends their profound appreciation to James Edwards, for his many years of service to the Oroville Cemetery District and South Feather Water & Power Agency and to the cause of serving the Citizens of Oroville.

Department of Water Resources

DWR has three projects in the area of Kelly Powerhouse scheduled starting this month.

- The first is to perform weed abatement utilizing goat grazing on ~38 acres. There will be no disruption to SF operations.
- The second is for a temporary entry permit through SF lands and water ramp for the Oroville Dam River Valve Outlet System Rehabilitation Project. The time period is from 2022 – 2027 for loading and off-loading of construction material and equipment, barging, craning and construction support activities. There will be no disruption to SF operations.
- The third is for shotcrete lining of the open canal at the base of the dam outlet for ~85 feet. This ditch will be re-line with 4" thick material but could vary between 3" to 8" based on location. The planed timeframe for work will be outside SF's irrigation season.

Bills of Interest

AB 2421 (Rubio) unpermitted cannabis cultivation. This bill would authorize county counsel or a city attorney to bring a civil action for **unauthorized diversion of water** for unpermitted cannabis cultivation.

SB 1426 (Caballero) water pollution crimes. This bill also makes illegal cultivation of cannabis a felony when growing or processing more than 6 plants and **stealing water** (defined in a variety of ways).

Hydrant Water Consumption

Staff continues to field monitor water draw from fire hydrants as South Feather improves water use reporting and water theft prevention. Un-accounted water has been reduced and helps support the drought executive order requirement implemented by the state on March 28th, 2022.

Water Rates – Ad Hoc Committee

The topic of water rates is sensitive but changes must be considered in order to have income for responsible infrastructure maintenance and replacement. SF's annual capital improvement plan far exceeds the available revenue to provide un-interrupted service of domestic water.

Public outreach and education is key to the rate payers of the district prior to seeking proposition 218 approval. I am suggesting to the board implementation of an "ad hoc" committee with one public member of the district for each respective division. If the board agrees, staff will work to identify 5 public volunteers for the "Ad hoc" committee with the singular purpose of water rate analysis, public communication and education.

INFORMATION ITEM

State of California Executive Order N-7-22

Communication of the proclaimed state of emergency due to extreme and expanding drought conditions was discussed with the board and to expect a business item at May's regular board meeting formally moving into stage 2 of SF's drought contingency plan which is imbedded within the Urban Water Management Plan.

BUSINESS ITEMS

Annexation – Palermo Water Consolidation Project

Approval of Resolution 22-04-26, Annexation #1-22 Palermo Domestic Water

M/S: (Wulbern/Starr)

Ayes: Hickman, Wright, Moreland

Absent: None

Public Comment: None

PUBLIC COMMENT

Public comment for Directors can be submitted anytime via e-mail. However, in order to be read into the record during the meeting it must be submitted to PublicRelations@southfeather.com by 12:00 P.M. Tuesday April 26, 2022.

Roger Bailey provided a letter to the GM and spoke briefly about the content. Mr. Bailey communicated that the lawsuit from NYWD seemed unreasonable. He shared that there is no visibility to SF planning and is looking for assurances that plans are in place. The GM was asked to share the planning process at a future meeting.

Below is the communication from Mr. Bailey.

To: Rath Moseley, GM SFWPA
cc: John Starr, Director, SFWPA BOD

Rath, Good morning.

Since I'm not aware of how the Agency formally addresses Longer Term Planning, I would like to bring the topic to the 4/26 Board Meeting, tomorrow, during Public Participation.

Longer Term Planning is certainly something that the Agency addresses. That process, how it is maintained, content, and a Plan form is not particularly visible and is of interest. These would be plans beyond the Annual Budgeting Process.

For example:

- A 2 year "Business Plan" beyond the current year, iteratively maintained? Short term Plan showing Projects, subject to change, formal or informal, with some detail and assumptions.
- A 5 year "Business Plan" with broad major goals, expected future operating conditions, risks and necessarily fluid in nature? (Strategic Plan regularly updated).

As a thought, the above Plans being in place, might allow the Agency to create a "Domestic Water Rate Forecasting Model". A "Blue Print" of sorts, to anticipate the need for future price changes (timing and amounts).

Presently Board Meeting Attendees/Members see "Agency Operations" as they are managed over the "current Calendar year"; reviewed and evaluated at Monthly Board Meetings. As the current year proceeds the *forward expectation* dwindles to a month or two prior to a the new budget being adopted for the coming full Year.

If for any reason this topic is not in the right time frame or pre-stages a forthcoming planned discussion, please advise.

Look forward to the meeting.

Thank You
Roger Bailey

Marieke Furnee presented the following commentary to the board.

Dear South Feather,

As a business partner of NYWD, I am sure that you are watching with some disbelief, the steps that your rogue neighbor took to further disenfranchise its customers:

- an irrigation policy was adopted after irrigation customers already had filled in their customary applications.
- that policy removed the oversight of the Board over irrigation matters and gave unilateral decision power to the GM. He could let only his opinion about possible water shortages be the decisive factor in halting irrigation deliveries.
- the policy is challenged in court currently by the Fellowship of Friends.
- A Special meeting was scheduled to "consider halting irrigation deliveries for this season", and subsequently canceled when our attorney pointed out several unlawful procedural issues. The meeting was never rescheduled, there was no Board oversight, no public comment.
- Then there was the waiting game, "will they or won't they". On April 14, on the evening before deliveries would start, a little note was added to the website....no deliveries because ofsome reasons that do not hold up under scrutiny. Oh, and "the pipe is the only solution" or something like that.

We would like you to know all this, because we will not be going away. We are currently feeling helped by the fact that the Yuba Water Agency appointed an adhoc committee to look into how they can be a partner in helping irrigation water get into Dobbins and Oregon House.

In the event of YWA possibly seeking input from all of you, we would love to see you equipped with the most relevant information to understand where these problems come from and what was the situation before the famous 2005 agreement.

Manager Maupin likes to paint a bleak picture of this agreement and prop up his pipe dreams with the assertion that "going back to the pre 2005 situation" by building conveyance for just 3,700 AF is the magical solution.

The report that I attach to this letter, for all of you to see, is a report written in 2000, prepared for the Yuba Water Agency by Bookman-Edmonston. It gives an excellent picture of:

- the problems that existed then and have not changed yet.
- the need for delivery of much more water than 3,700 AF in order to foster economic development in the region.
- the need for monitoring the wells, and planning for a domestic water supply system for the foreseeable future if the wells would start having trouble....(which, by the way they are at this point)
- some possible ways of improving the Forbestown Ditch, including the one that you guys propose, simply improving it by performing maintenance and work.

We do sincerely hope that this information will help you in trying to improve our situation, as well as yours. You also use the Forbestown Ditch and it is being mismanaged. So called "repairs" are made by stretching a little plastic film over the soil.

We do need help, we are losing 4 of our best farms this summer if we don't get surface water soon. And our wells are going fast, two of my neighbors now and counting.

Thank you for your attention,
Please ask for any reports or information any time,

Marieke Furnee
Foothill Water Coalition

Dolores Castello communicated that she appreciates the value of SF water and has been a customer since the camp fire. Shared that a neighbor on her street lets water flow down the sidewalks pretty regular and wanted SF to be made aware and stop the water waste. Thanked the district for its efforts and hopes the water runoff will be addressed.

Donna Corson thanked South Feather for attempts to enable irrigation in their area.

Gretchen Flohr shared a presentation on lack of water infrastructure maintenance within NYWD including several pictures and commentary.

Charles Sharp shared that YWA established an "Ad Hoc" committee to understand why NYWD cannot deliver irrigation water. Any support from SF would be appreciated and made a comment that the zoom meeting requires loading the entire board packet.

DIRECTORS' REPORTS

Director Starr: Congratulated the team for safety performance and refund check from ACWA/JPIA.

Director Moreland: Communicated that he will not be seeking re-election for the next term. Stated that he issue with NYWD is devastating.

Director Wulbern: Thanked staff for running a great agency and appreciates the efforts on the Palermo project.

Director Hickman: Communicated that it is tragic what is happening with our neighbors and lack of ag water. Water conveyance does not stop at the county line and their issue is our issue. Wanted to be clear that a proposed water transfer does not take away any water from SF customers.

Director Wright: No report for the month of April.

RECESS (4:55)

President Hickman offered opportunity for public comment on closed session items.

CLOSED SESSION (convened at 5:00 p.m.)

Conference with Legal Counsel – Existing Litigation

(Paragraph (1) of subdivision (d) of Government Code section 54956.9)

- A. Name of Case: North Yuba Water District v. South Feather Water & Power Agency et al., Sutter County Superior Court Case No. CVCS21-0001857
- B. Name of Case: South Feather Water & Power Agency v. North Yuba Water District et al., Butte County Superior Court Case No. 21CV00815

Conference with Real Property Negotiators (Government Code § 54956.8)

Real property negotiators District staff, and District legal counsel to discuss a potential 2022 water transfer with Santa Clara Valley Water District.

Conference with Labor Negotiator (Government Code §54957.6(a)):

Agency-designated representatives: Rath Moseley and Steve Wong.

Employee Organization: Clerical & Support Employees Unit; Retired Employee Leroy Christophersen MOU article 20.4 (c) PERS Health Plan

OPEN SESSION (reconvened at 6:10 p.m.) – President Hickman announced that legal counsel was given direction during the closed session.

ADJOURNMENT (6:12 p.m.)

Rath T. Moseley, Secretary

Tod Hickman, President



SOUTH FEATHER WATER & POWER AGENCY

TO: Board of Directors
FROM: Steve Wong, Finance Division Manager
DATE: May 10, 2022
RE: Approval of Warrants and Checks
Agenda Item for 5/24/22 Board of Directors Meeting

April, 2022 expenditures are summarized as follows:

Checks:	<u>62017</u> to <u>62192</u>	\$ <u>521,788.03</u>
Electronic Fund Transfers:	<u>220401</u> to <u>220409</u>	\$ <u>330,581.02</u>
Payroll Expenses:		\$ <u>474,310.09</u>
TOTAL EXPENDITURES FOR APRIL, 2022		\$ <u>1,326,679.14</u>

At April 30, 2022, the authorized balance available was \$353,367.27.

Action to approve all expenditures:

"I move approval of expenditures for the month of April, 2022 in the amount of \$1,326,679.14 and authorize the transfer of \$1,300,000.00 from the TCB General Fund to the TCB Accounts Payable and Payroll Fund for the payment of regular operating expenses."

South Feather Water and Power Agency
Checks Paid, April, 2022

Date	Check #	Vendor Name	Account	Description	Amount
04/07/2022	62017	A D P, Inc.	01=50-50201	Payroll processing, March 2022	1,498.58
04/07/2022	62018	ACWA-JPIA	01-50-50400	Employee vision & dental insurance, April 2022	9,952.02
04/07/2022	62019	ACWA-JPIA	01-50-50393	Workers compensation, Jan-Mar 2022	29,734.30
04/07/2022	62020	AFLAC	01-00-22915	Employee supplemental insurance, PE 2/19 and 3/5/22	1,249.74
04/07/2022	62021	Empower Retirement/MassMutual	01-00-22908	Employee 457 contributions, PE 4/2/2022	100.00
04/07/2022	62022	Mission Square Retirement	01-00-22908	Employee 457 contributions, PE 4/2/2022	1,465.50
04/07/2022	62023	Nationwide Retirement	01-00-22908	Employee 457 contributions, PE 4/2/2022	1,747.89
04/07/2022	62024	Reliance Standard Life	01-50-50402	Employee life insurance, April 2022	883.44
04/07/2022	220401	Cal PERS	01-50-50400	Employee health insurance, April 2022	184,594.58
04/07/2022	220402	CalPERS	01-50-50413	Employee retirement contributions, PE 4/2/2022	46,286.10
04/07/2022	220403	CalPERS 457 Plan	01-00-22908	Employee 457 contribution, PE 4/2/2022	6,430.57
04/07/2022	220404	Lincoln Financial Group	01-00-22908	Employee 457 contribution, PE 4/2/2022	1,519.13
04/08/2022	62025	Alpine Portable Toilet Service	07-63-63171	Portable toilet service, Apr 2022	290.12
04/08/2022	62026	Batteries Plus Bulbs	07-63-63100	12 volt Dura battery	47.40
04/08/2022	62027	California Crane Schools, Inc.	07-66-66408	Cab crane training, Nevers, Apr 4-6, 2022	1,995.00
04/08/2022	62028	Capital One	07-62-62102	Bottled water, sunscreen	97.18
04/08/2022	62029	CDW Government, Inc.	07-68-68100	Cable markers, mouse, pliers	151.99
04/08/2022	62030	Comcast Business	07-63-63251	CAISO meters, 4/3/22-5/2/22	136.89
04/08/2022	62031	DMV Renewal	07-66-66501	Polaris Ranger renewal	54.00
04/08/2022	62032	Interstate Truck Center	07-00-11150/2022-0990	2014 Peterbilt dump truck	134,368.00
04/08/2022	62033	McMaster Carr Supply Co.	07-63-63100	Pipe fittings, lubricant, valve, wrench, rubber wheels	1,274.95
04/08/2022	62034	Napa Auto Parts	07-66-66150	Hydro boost, air filters, shocks, brake pads	1,089.46
04/08/2022	62035	Oroville Ford	07-66-66150	Turbo charger, pump assembly, gear assembly, T-113	2,218.76
04/08/2022	62036	Tehama Tire Service, Inc.	07-66-66150	Tires, 4 for T-210	1,077.79
04/08/2022	62037	AT&T	07-68-68251	Circuit billing, 1/19/22-3/18/22	326.00
04/08/2022	62038	AT&T Long Distance	07-60-60251	Service, 2/23-3/24/22	228.65
04/08/2022	62039	Better Deal Exchange	01-53-53260	Hammer, duct tape, paint, painting supplies, towels	146.30
04/08/2022	62040	Capital One	01-56-56100	Paper products, office supplies	172.63
04/08/2022	62041	Core & Main LP	01-00-22300	Pipe fittings, tubing and parts	6,651.20
04/08/2022	62042	Fastenal Company	01-54-54295	Saw blades, dribb bits, screws, cutting wheels, ties	454.87
04/08/2022	62043	Home Depot Credit Service	01-54-54295	Lumber, gloves, fittings, jab saw	285.08
04/08/2022	62044	Inabind	01-50-50106	Board packet strips	209.38
04/08/2022	62045	Ashlee Long	01-55-55394	Employee health benefit reimbursement, March	60.00
04/08/2022	62046	Kristen McKillop	07-67-67394	Employee health benefit reimbursement, March	60.00
04/08/2022	62047	Orohealth Professional Group	01-52-52226	COVID testing, 1/10/22	98.00
04/08/2022	62048	P G & E	01-54-54250	Service 2/1/22-3/23/22	6,103.81
04/08/2022	62049	Jaymie Perrin	01-52-52394	Employee health benefit reimbursement, March	60.00
04/08/2022	62050	John Shipman	01-53-53501	Treatment operator T-5 renewal	140.00
04/08/2022	62051	Tractor Supply Credit Plan	01-00-11202/2022-0213	Gate, treated posts, hose, elbow barb	349.48

South Feather Water and Power Agency
Checks Paid, April, 2022

<u>Date</u>	<u>Check #</u>	<u>Vendor Name</u>	<u>Account</u>	<u>Description</u>	<u>Amount</u>
04/12/2022	62052	Carson Dodge Chrysler Jeep	07-00-11150/2022-0984	2022 Dodge Ram	74,652.25
04/15/2022	62053	Better Deal Exchange	07-63-63100	Wrenches, saw blades, hardware	104.74
04/15/2022	62054	CA Dept of Tax & Fee Administration	01-53-53250	Elec. Energy surcharge, 1st quarter	68.10
04/15/2022	62055	Capital One	07-63-63100	Office supplies, bottled water	64.08
04/15/2022	62056	Grainger Inc.	07-68-68100	Rivet nut tool, rivet nuts	140.53
04/15/2022	62057	Home Depot Credit Service	07-66-66370	Ceiling fans, tool organizer	151.45
04/15/2022	62058	Jimmy P Tools LLC	07-66-66270	Pneumatic hammer, air hammer blade set, wrench	414.71
04/15/2022	62059	Kestrel Power Engineering	07-67-67201	Reactive capability testing	6,650.00
04/15/2022	62060	Napa Auto Parts	07-66-66150	Shocks, air & oil filters, AC charge scale, brake booster	837.26
04/15/2022	62061	O'Reilly Auto Parts	07-66-66150	Power steering pump, fluid	105.41
04/15/2022	62062	Oroville Cable & Equipment Co.	07-66-66100	Tank rental for 3/22, grinding wheels, safety glasses	539.83
04/15/2022	62063	Oroville Safe & Lock	07-66-66100	Padlocks	439.49
04/15/2022	62064	P G & E	07-63-63250	Electric service, 2/3/22-4/1/22	11,310.72
04/15/2022	62065	P G & E - Sacramento	07-63-63501	Gen Interconnection Agr, Apr 2022	7,010.37
04/15/2022	62066	PBM Supply & Mfg., Inc.	07-66-66260	Directo valve, repair kit	606.67
04/15/2022	62067	Ramos Environmental Services	07-66-66201	Waste oil disposal	2,789.61
04/15/2022	62068	Ramos Oil Co.	07-66-66160	Gas and diesel	9,361.88
04/15/2022	62069	Western Renewable Energy Generation Inf. Sy	07-63-63201	WREGIS for Mar and Apr 2022	57.54
04/15/2022	62070	Advanced Document Concepts	01-50-50380	Printer/copier maintenance, Mar 2022	438.96
04/15/2022	62071	AT&T Long Distance	01-50-50251	Service 3/1/22-3/31/22, 2/28/21-2/27/22	745.84
04/15/2022	62072	AT&T Mobility	07-68-68251	Cell phone and router service, 4/3/22-5/2/22	566.96
04/15/2022	62073	Backflow Distributors, Inc.	01-00-22300	Backflows, 3/4 (20) and 1" (2)	9,447.19
04/15/2022	62074	Better Deal Exchange	01-56-56370	Cooler pump, hoses, toilet tank parts, utility knives	310.11
04/15/2022	62075	Butte Co. - Neal Road Recycling & Waste	01-56-56250	Yard waste disposal	54.74
04/15/2022	62076	Butte Co. Air Quality Mgmt.	01-52-52501	2022-23 permits for gasoline & internal combust	1,386.50
04/15/2022	62077	Capital One	01-56-56100	Paper products, office and cleaning supplies	274.84
04/15/2022	62078	CDW Government, Inc.	01-58-58100	Plotter ink supplies	683.56
04/15/2022	62079	Chemtrac	01-00-11164/2022-0214	Streaming current monitor w/organics monitor	20,295.00
04/15/2022	62080	Comcast	01-53-53251	Communication and circuit service, Apr 2022	2,363.78
04/15/2022	62081	Core & Main LP	01-00-15213	Hydrant locking caps (2), backflow valves, shut off tool	2,624.68
04/15/2022	62082	Grid Subject Matter Experts	07-60-60251	General consulting, Mar 2022	4,645.00
04/15/2022	62083	Home Depot Credit Service	01-54-54264	Lumber, concrete mix, shovels, hardware	780.10
04/15/2022	62084	IDEXX Distribution Inc.	01-53-53102	Coilert, comparator	1,582.86
04/15/2022	62085	InfoSend, Inc.	01-55-55114	Billing services, March 2022 cycles	3,802.20
04/15/2022	62086	Jimmy P Tools LLC	01-56-56274	Pry bar set	140.48
04/15/2022	62087	K-Gas, Inc.	01-53-53260	Propane	27.95
04/15/2022	62088	Lake Oroville Area PUD	01-53-53250	Sewer service, 1/1/22-3/31/22	132.18
04/15/2022	62089	M J B Welding Supply	01-53-53260	Acetylene, oxygen, hax mat fee, welding helmet	187.77
04/15/2022	62090	McMaster Carr Supply Co.	01-53-53260	Connectors, adapters, elbows, tubing	539.14

South Feather Water and Power Agency
Checks Paid, April, 2022

<u>Date</u>	<u>Check #</u>	<u>Vendor Name</u>	<u>Account</u>	<u>Description</u>	<u>Amount</u>
04/15/2022	62091	Metal Works Supply	01-56-56150	Steel tube	122.68
04/15/2022	62092	Minasian, Meith, Soares	07-60-60208	Professional services, March 2022	25,633.72
04/15/2022	62093	Napa Auto Parts	01-56-56150	Battery, reflectors, gloves, air & oil filters, antifreeze	405.63
04/15/2022	62094	North Valley Barricade, Inc.	01-52-52102	Traffic signs	911.63
04/15/2022	62095	O'Reilly Auto Parts	01-56-56150	Fuel & air filters, transmission filter, antifreeze	478.42
04/15/2022	62096	Oroville Ford	01-56-56150	Air bag compressor kit	885.79
04/15/2022	62097	Oroville, City of	01-00-22907	City utility users tax, March 2022	1,991.34
04/15/2022	62098	Pace Analytical Services, LLC	01-53-53201	Coliform and e.coli quantiray testing	99.20
04/15/2022	62099	Paramex Screening Services	01-52-52226	Random DOT drug screens	375.00
04/15/2022	62100	Powerplan - OIB	01-56-56150	Hydraulic cylinders, guards	285.50
04/15/2022	62101	Recology Butte Colusa Counties	01-56-56250	Garbage service, March 2022, Tires disposal	1,109.12
04/15/2022	62102	Rexel USA	01-58-58360	Techconnect supplant	40.00
04/15/2022	62103	U.S. Bank	01-53-53370	M RTP fence panels, encroachment permits, truck tool box	4,509.68
04/15/2022	62104	Valley Iron Inc. Oroville	1-56-56370	Rectangle tubes, channel, plate, rebar	5,041.36
04/15/2022	62105	Vista Net, Inc.	01-50-50251	Fiber internet filtering, backup license, firewall	5,347.74
04/15/2022	62106	Weimer and Sons	01-54-54264	Utility sand, virgin AB, pea gravel	3,080.07
04/15/2022	62107	Wilbur-Ellis Company LLC	07-64-64260	Round Up, Garlon, Competitor spray	3,781.60
04/15/2022	62108	William Wong	01-50-50394	Employee health benefit reimbursement, March	60.00
04/21/2022	62109	Empower Retirement/MassMutual	01-00-22908	Employee 457 contributions, PE 4/16/2022	100.00
04/21/2022	62110	IBEW #1245	01-00-25207	Member dues, April 2022	6,141.08
04/21/2022	62111	Mission Square Retirement	01-00-22908	Employee 457 contributions, PE 4/16/2022	1,465.50
04/21/2022	62112	Nationwide Retirement	01-00-22908	Employee 457 contributions, PE 4/16/2022	1,679.88
04/21/2022	62113	Standard Insurance	01-50-50403	Employee disability insurance, May 2022	3,232.37
04/21/2022	220405	Cal PERS	01-50-50414	Unfunded accrued liability, April 2022	38,046.08
04/21/2022	220406	CalPERS	01-50-50413	Employee retirement contributions, PE 4/16/2022	46,468.32
04/21/2022	220407	CalPERS 457 Plan	01-00-22908	Employee 457 contribution, PE 4/16/2022	2,930.57
04/21/2022	220408	Lincoln Financial Group	01-00-22908	Employee 457 contribution, PE 4/16/2022	2,630.67
04/22/2022	220409	CA Dept of Tax & Fee Administration	01-00-11164	Use tax, streaming current analyzer	1,675.00
04/26/2022	62114	DMV	07-00-11150/2022-0984	2022 Dodge Ram registration and tax	6,240.00
04/29/2022	62115	Eric Yih-Shiou Chen	01-00-22200	Refund check UB 20886	19.50
04/29/2022	62116	William Conyers	01-00-22200	Refund check UB 13223	26.14
04/29/2022	62117	Katiana or Mathew Cross	01-00-22200	Refund check UB 20345	22.36
04/29/2022	62118	David or Helen Escobar	01-00-22200	Refund check, UB 15533	7.80
04/29/2022	62119	Bobby or Crystal Jones	01-00-22200	Refund check, UB 20298	25.68
04/29/2022	62120	Wayne D Mefford	01-00-22200	Refund check, UB 3756	31.18
04/29/2022	62121	Jessica or Robert Parmentier	01-00-22200	Refund check, UB 17205	19.42
04/29/2022	62122	Carl Ruggle-Spec. Needs Trust c/o Antoni Ruggle	01-00-22200	Refund check, UB 7340	19.94
04/29/2022	62123	Armando Sanchez	01-00-22200	Refund check, UB 20808	27.39
04/29/2022	62124	Jerry or Salvacion Schlegel	01-00-22200	Refund check, UB 13991	31.42

South Feather Water and Power Agency
Checks Paid, April, 2022

<u>Date</u>	<u>Check #</u>	<u>Vendor Name</u>	<u>Account</u>	<u>Description</u>	<u>Amount</u>
04/29/2022	62125	Shannon Stohlman	01-00-22200	Refund check, UB 9789	28.02
04/29/2022	62126	Szeker Family Trust	01-00-22200	Refund check, UB 17764	37.90
04/29/2022	62127	Bill or Christine Tribble	01-00-22200	Refund check, UB 20664	350.89
04/29/2022	62128	AT&T	07-66-66251	Local calls, 4/10/22-5/9/22	1,429.71
04/29/2022	62129	AT&T	07-60-60251	Circuits, 4/10/22-5/9/22	361.34
04/29/2022	62130	AT&T	07-60-60251	Fiber optic connection, 4/2022	1,145.24
04/29/2022	62131	B & G Smog	07-64-64201	Smog test, T-319	32.75
04/29/2022	62132	Bank of America - Bank Card	07-60-60256	Company hats, air fare, adapter, amplifier	2,308.64
04/29/2022	62133	Comer's Print Shop	07-67-67201	EAP binders printing	3,562.29
04/29/2022	62134	Home Depot Credit Service	07-64-64270	Drill, shovels, grinding wheels, grills, pliers	749.80
04/29/2022	62135	Kaman Industrial Technology	07-63-63260	Radial ball bearings	798.60
04/29/2022	62136	Kestrel Power Engineering	07-67-67201	NERC testing and report for WPH	2,950.00
04/29/2022	62137	K-Gas, Inc.	07-66-66250	Propane for offices and shops	1,711.54
04/29/2022	62138	McMaster Carr Supply Co.	07-63-63260	Pressure gauges, metal square plugs	180.17
04/29/2022	62139	Mendes Supply Company	07-60-60370	Cleaning supplies	77.91
04/29/2022	62140	MSC Industrial Supply Company	07-00-11185/2022-0988	Shop press, hydraulic 50 ton	7,240.13
04/29/2022	62141	Napa Auto Parts	07-66-66150	Light bulbs, toggle	37.86
04/29/2022	62142	Oroville Cable & Equipment Co.	07-66-66150	Hitch pins, air fittings, wire wheels, hose, nitrogen	272.06
04/29/2022	62143	Oroville Ford	07-66-66150	Brake pads, wheel sensor, o-rings	290.09
04/29/2022	62144	Power Up Electric	07-63-63201	FPH generator repair services	1,525.00
04/29/2022	62145	Ray's General Hardware	07-00-11202/2021-0982	Lumber	121.88
04/29/2022	62146	Slate Geotechnical Consultants	07-67-67201	FERC Part 12D consultant services, March 2022	3,920.00
04/29/2022	62147	STAPLES CREDIT PLAN	07-63-63100	Batteries, ink, office supplies	164.77
04/29/2022	62148	Tehama Tire Service, Inc.	07-64-64100	Tires for T-319, 5	1,347.55
04/29/2022	62149	TJ/H2b Analytical Services USA LLC	07-63-63201	Oil sample testing for WPH	120.00
04/29/2022	62150	Valley Iron Inc. Oroville	07-64-64260	Weldable rebar, square tube, metal strip, flat bar	465.11
04/29/2022	62151	AT&T	01-53-53251	MRTP internet connection, 4/14/22-5/13/22	74.90
04/29/2022	62152	AT&T	01-50-50251	Local call service, 4/10/22-5/9/22	3,074.16
04/29/2022	62153	AT&T Mobility	01-58-58251	Cell phone and tablet service, 3/19/22-4/18/22	371.20
04/29/2022	62154	Better Deal Exchange	01-00-15213	PVC caps, couplings, elbows, supply hoses	253.49
04/29/2022	62155	Calif. Dept. of Fish and Wildlife	07-60-60501	Water transfer petition, Permit 2492	850.00
04/29/2022	62156	Capital One	01-56-56100	Paper products, cleaning and office supplies	118.12
04/29/2022	62157	CDW Government, Inc.	07-68-68100	Laptops, 3	4,676.88
04/29/2022	62158	Dawn Cook	01-56-56394	Employee health benefit reimbursement, March	50.00
04/29/2022	62159	Core & Main LP	01-00-22300	Adapter, brass meter union	1,049.99
04/29/2022	62160	Dish Network	01-50-50251	Satellite service, 5/8/22-6/7/22	144.81
04/29/2022	62161	Fastenal Company	01-56-56150	Nuts, bolts, drill bits, screws	298.17
04/29/2022	62162	Fedak & Brown, LLP	01-50-50216	Professional services, March 2022	2,540.00
04/29/2022	62163	Grainger Inc.	07-62-62102	Hydrogen sulfide replacement sensor, Altair sensor	911.08

South Feather Water and Power Agency
Checks Paid, April, 2022

<u>Date</u>	<u>Check #</u>	<u>Vendor Name</u>	<u>Account</u>	<u>Description</u>	<u>Amount</u>
04/29/2022	62164	Industrial Power Products-Oroville	01-56-56150	Throttle cable, control handle	130.64
04/29/2022	62165	InfoSend, Inc.	01-53-53201	M RTP recruitment	2,339.27
04/29/2022	62166	Jimmy P Tools LLC	01-56-56274	Molding remover set, impact extension	102.66
04/29/2022	62167	K-Gas, Inc.	01-56-56160	Propane	153.69
04/29/2022	62168	M J B Welding Supply	01-56-56150	Welding wire, nozzle, liner, air hose	378.77
04/29/2022	62169	Matco Tools	01-56-56274	Back probes kit, punch and chisel set	364.75
04/29/2022	62170	Metal Works Supply	01-56-56370	Exterior cover supplies	1,247.70
04/29/2022	62171	Napa Auto Parts	01-56-56150	Brake cleaner, shocks, battery, spark plugs	864.46
04/29/2022	62172	Normac	01-00-22300	PVC pipe, coupling, elbow, PVC cement	482.00
04/29/2022	62173	Office Depot, Inc.	01-50-50106	Copy paper, office supplies	302.92
04/29/2022	62174	O'Reilly Auto Parts	01-56-56150	Gear oil, light bulb, wiper blades, spark plug wire set	150.92
04/29/2022	62175	Orkin Pest Control	01-53-53201	Pest control service, April 2022	95.00
04/29/2022	62176	Oro Dam Auto Center	01-56-56150	Vent solenoid, jumper harness, door stop	247.38
04/29/2022	62177	Oroville Cable & Equipment Co.	01-56-56150	Air couplers, socket, nuts, studs	111.26
04/29/2022	62178	Oroville Ford	01-56-56150	Fuel recirculator kit, contact plate assembly, pipe adapter	506.63
04/29/2022	62179	Pace Analytical Services, LLC	01-53-53201	M RTP supplies	784.00
04/29/2022	62180	Pace Supply Corp.	01-00-22300	Ballcorp stop, gaskets, valves, adapters, tubing	3,625.65
04/29/2022	62181	Ramos Oil Co.	01-56-56160	Fuel, diesel	8,271.47
04/29/2022	62182	Josh Reynolds	07-63-63394	Employee health benefit reimbursement, March	60.00
04/29/2022	62183	RFI	01-56-56370	Replacement camera	1,037.06
04/29/2022	62184	Cheri Richter	01-50-50501	Notary public expense reimbursements	50.92
04/29/2022	62185	Safe Hearing America Inc	01-52-52201	Annual hearing tests	1,345.50
04/29/2022	62186	Sharp's Locksmithing	01-54-54104	Keys, key tags	17.33
04/29/2022	62187	SWRCB	07-60-60501	Water transfer petition, Permit 2492	4,500.00
04/29/2022	62188	Tehama Tire Service, Inc.	01-56-56150	Tires, T-305, 4; E-38, 2; E-128, 1	1,447.86
04/29/2022	62189	Tractor Supply Credit Plan	07-64-64150	Spare tire mount, wire spool, lock and lynch pins	162.47
04/29/2022	62190	U S A Blue Book	01-53-53260	M RTP supplies	90.44
04/29/2022	62191	Verizon Wireless	01-53-53251	Cell phone service, 3/11/22-4/10/22	123.86
04/29/2022	62192	Vista Net, Inc.	07-68-68100	Workstation, 200 MB fiber	2,790.34
				Total April checks paid	852,369.05

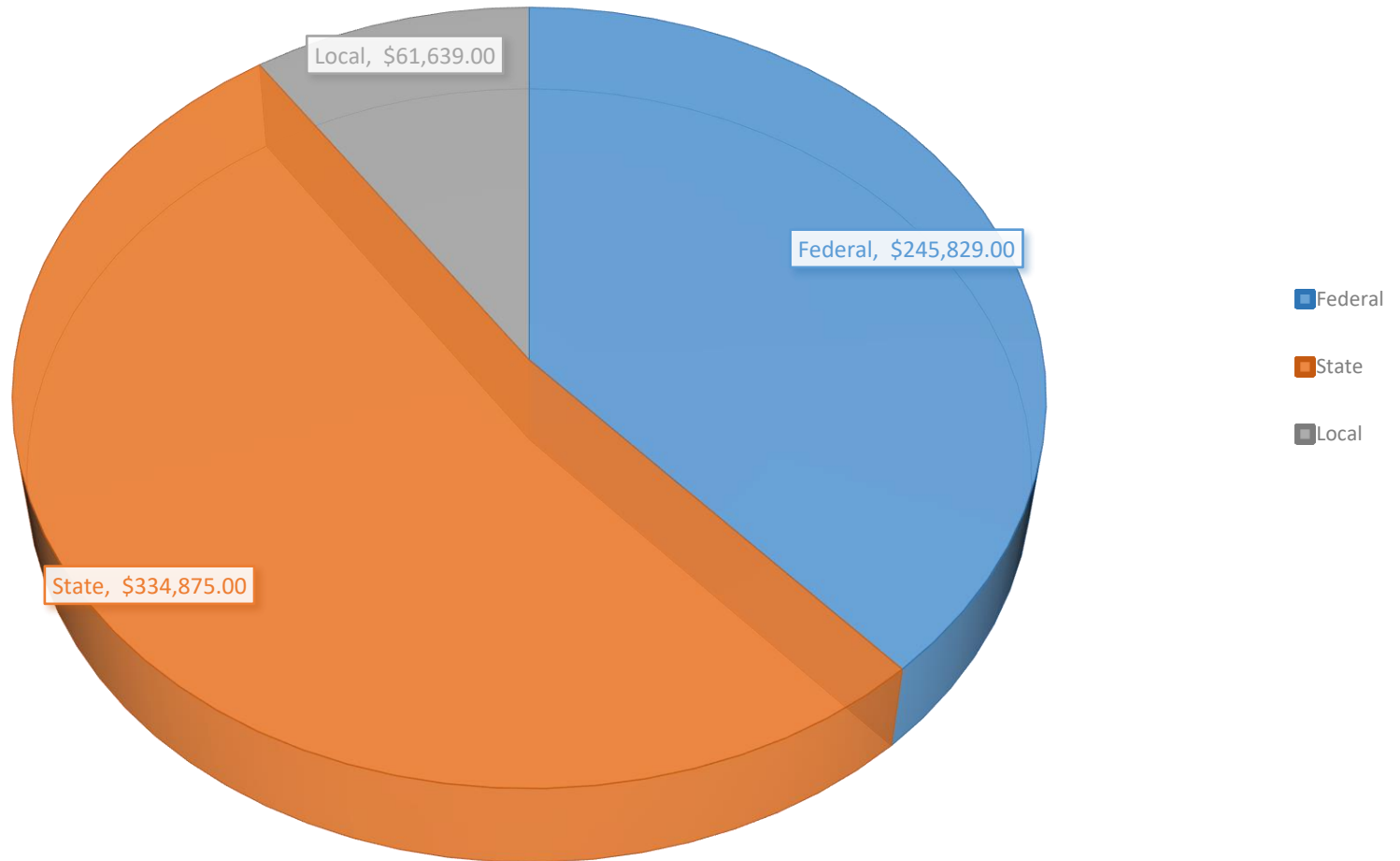
**SOUTH FEATHER WATER AND POWER AGENCY
PAYROLL
APRIL, 2022**

PAYROLL STATE & FED TAXES	\$	163,666.29
PAYROLL NET		310,643.80
TOTAL APRIL, 2022	\$	474,310.09

**CREDIT CARD DETAIL
APRIL 2022 PAYMENTS**

<u>Check #</u>	<u>Date</u>	<u>Description</u>	<u>Amount</u>
62103	4/15/2022	U.S. Bank	
		M RTP fence panels and hinges	3,293.46
		Encroachment permits	467.36
		Truck tool box	450.68
		Map binder covers	183.52
		Satellite communications	99.00
		Conferencing (zoom) service	15.66
			4,509.68
			4,509.68
62132	4/29/2022	Bank of America	
		Company hats	1,024.37
		Governor school training travel	847.20
		Repeater amplifier repair	247.49
		Business expense, operators tour	85.47
		Adapter for auto scanner	64.30
		Insect repellent	39.81
			2,308.64
			2,308.64

SOUTH FEATHER WATER AND POWER AGENCY: FEDERAL, STATE, AND LOCAL PAYMENTS 2021





SOUTH FEATHER WATER & POWER AGENCY

TO: Board of Directors

FROM: Steve Wong, Finance Division Manager

DATE: May 19, 2022

**RE: General Information (regarding matters not scheduled on the agenda)
5/24/22 Board of Directors Meeting**

Department of Finance price and population estimates

The annual California State Department of Finance report of price factors and population information, used for the Agency's appropriations limit, has been issued. The per capital personal income price factor for 2022-23 has been calculated at 7.55%. The County-wide population factor that will be used in the SFWPA appropriations limit calculation is -2.44%. The 2022 appropriations limit for the Agency is \$1,086,695.

Added to taxes

Forms and instructions from the County Auditor-Controller's Office have been received for adding delinquent bills to the County's 2022-23 property tax rolls.

OPEB

The actuarial valuation study of the Agency's Other Post-Employment Benefits (OPEB), as of December 31, 2021, has been completed. The Executive Summary is attached. The total OPEB liability has increased by \$1,294,821 this past year (with a current year expense of \$1,841,721), bringing the total liability to \$19,488,464. Work on the possible creation of a Section 115 trust to reduce the OPEB liability has begun.

Cash and Investments report

Pie charts for the monthly cash and investment report have been included in this agenda. One chart breaks down the Agency's cash and investments by type of investment - United States federal notes and agency securities, insured certificates of deposit, LAIF or the State of California Local Agency Investment Fund and cash and other money market accounts. The second chart shows cash and investments by maturity date.

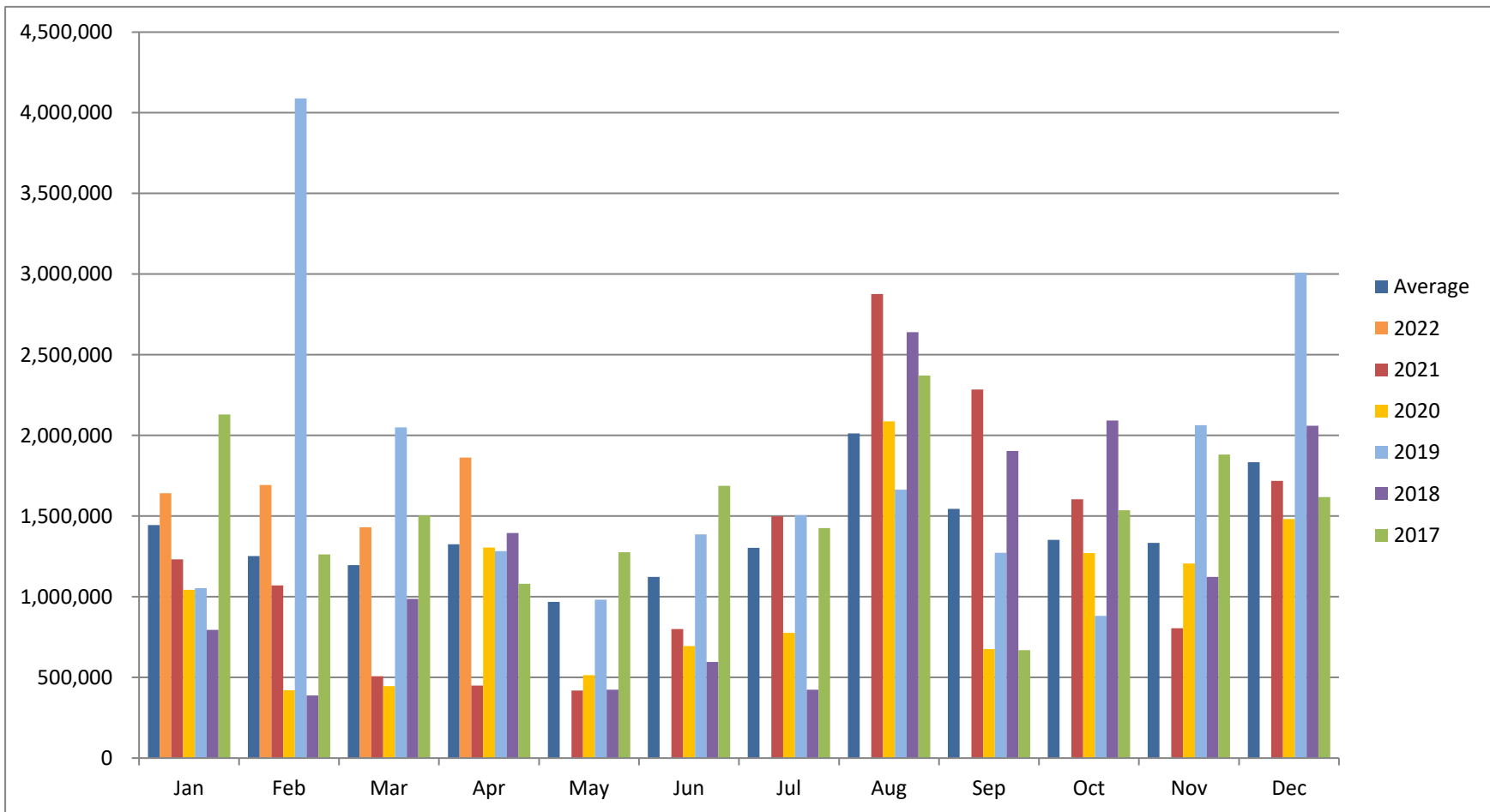
Supplemental Appropriation/Budget Modification 2022-3

This budget modification removes the 1983 10 yard dump truck, T-59, from the 2022 Approved Budget, a savings of \$150,000 (2022-56f), and appropriates funds for two meter testers, \$9,600 (2022-54u), a meter service technician vehicle, \$62,000 (2022-0217), a flow meter, \$13,000 (2022-0217) and a wood chipper, \$20,000 (2022-56g). The \$20,000 appropriation for the wood chipper is in addition to a request for grant funds of \$64,518 submitted to Cal Fire (\$32,716 for the chipper and \$31,802 for force account labor charges).

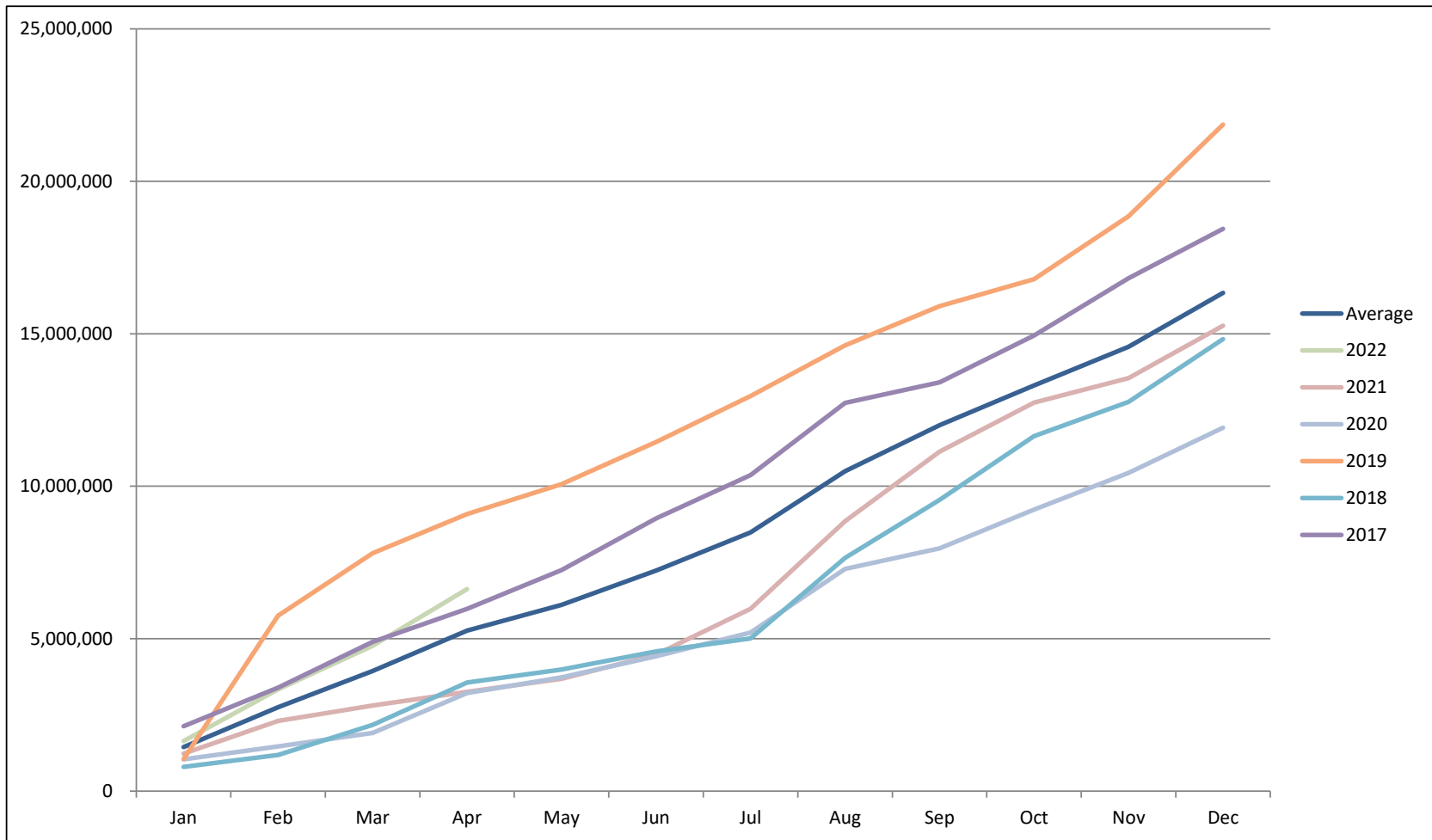
2021 Audit

Work on audit-related tasks and schedules continues. An Agency preliminary trial balance has been sent to the auditors.

South Feather Water and Power Agency Power Sold By Month



South Feather Water and Power Agency
Cumulative Power Purchases
All Powerhouses



South Feather Water and Power Agency
 Joint Facilities Operating Fund Financial Report
 May 24, 2022 Board Meeting

<u>ACCOUNT</u>	<u>DESCRIPTION</u>	<u>2019 ACTUAL</u>	<u>2020 ACTUAL</u>	<u>2021 ESTIMATED</u>	<u>2022 BUDGET</u>	<u>2022 ACTUAL Thru 4/30/2022</u>	<u>% of Budget</u>
REVENUE:							
41150	Sale of Electricity	19,631,871	10,640,356	17,375,993	18,350,000	6,087,866	33%
41502	Water Sales	0	0	5,600,000	0	0	0%
42306	Current Service Charges	15,512	12,131	54,207	17,500	16,588	95%
42331	Concession Income	0	0	0	0	0	0%
49250	Interest Income	665,557	427,042	0	60,000	0	0%
49321	State of CA, DWR	0	0	0	0	0	0%
49405	Insurance Reimbursement	601,929	80,452	67,865	75,000	80,181	107%
49521	JFOF FEMA	0	443,135	108,611	0	0	0%
49522	JFOF CalOES	0	114,763	58,876	0	0	0%
49929	Miscellaneous Income	9,306	0	2,700	3,000	1,000	33%
	Total Revenue	20,924,175	11,717,879	23,268,252	18,505,500	6,185,635	33%
OPERATING EXPENSES:							
	JFOF Administration, 7-60	1,784,397	1,553,895	1,853,189	1,254,049	295,776	24%
	JFOF Environ Health & Safety, 7-62	249,927	301,601	318,482	361,805	31,282	9%
	JFOF Power Plant Operations, 7-63	2,598,221	3,064,477	2,336,258	3,253,205	925,965	28%
	JFOF Water Collection, 7-64	1,407,771	1,360,772	1,094,383	1,213,804	160,120	13%
	JFOF Campgrounds, 7-65	63,417	68,420	9,252	114,381	2,224	2%
	JFOF Plant & Shop, 7-66	631,973	610,160	794,641	804,779	229,896	29%
	JFOF Regulatory Compliance, 7-67	366,331	301,879	274,360	841,085	145,019	17%
	JFOF Communications & IT, 7-68	203,186	196,466	387,077	557,992	94,342	17%
	TOTAL OPERATING EXPENSES	7,305,223	7,457,670	7,067,642	8,401,100	1,884,624	22%
	SUB-TOTAL, REVENUES OVER OPER EXP	13,618,952	4,260,209	16,200,610	10,104,400	4,301,011	
Other Non-Operating Expenses:							
	North Yuba Water District	(709,000)	(709,000)	(709,000)	(709,000)	0	0%
	2019 Install Purch Agmt Principal	(773,548)	(1,476,613)	(5,875,907)	0	0	0%
	Interest Expense	(399,896)	(308,393)	(236,578)	(99,804)	(99,804)	100%
	Pension Expense	(434,687)	0	0	(1,617,500)	0	0%

South Feather Water and Power Agency
 Joint Facilities Operating Fund Financial Report
 May 24, 2022 Board Meeting

<u>ACCOUNT</u>	<u>DESCRIPTION</u>	<u>2019 ACTUAL</u>	<u>2020 ACTUAL</u>	<u>2021 ESTIMATED</u>	<u>2022 BUDGET</u>	<u>2022 ACTUAL Thru 4/30/2022</u>	<u>% of Budget</u>
	Captial Outlay						
2010-0828	LCD Crest Modification		1,005,477	51,245	50,000	0	0%
2018-0944	JFOF PP-KPH TSV 2019		330,612	2,130	10,000	0	0%
2019-0949	FPH Cooling Water Flow Device Rebuild		3,597			0	0%
2019-0950	WPH Cooling Water Flow Device Rebuild		7,994			0	0%
2019-0952	MRC road repair, Panels 300 and 526		641,291			0	0%
2019-0960	KPH Septic System Repair / Replacement		6,144	0	10,000	0	0%
2020-0197	IT-Email exchange server		3,887	0		0	0%
2020-0965	PH booster pump impellers		8,352			0	0%
2020-0966	JS-Sly Creek Access Road Pavement Patching		45,750			0	0%
2020-0967	WC-SCD 30KW Propane Generator		60,787			0	0%
2020-0968	PP-WPH #2 cooling water pump and motor		13,090			0	0%
2020-0969	PP-KPH HVAC		6,740			0	0%
2020-0970	CO-CAISO meter installation		23,357	68,375	7,500	4,857	65%
2021-0971	CO-SCADA upgrade			222,812	7,500	(261)	-3%
2021-0972	FPH New Sump Oil Skimmer (Abanaki model SM8C02-F)			7,316		0	0%
2021-0973	Vehicle replacement-F350 utility worker truck w/utility bed, T-117			53,728		0	0%
2021-0974	WC-South Fork Div Dam Safety Buoys and Log Booms			8,949		0	0%
2021-0975	CO-SCADA master install			30,249	10,000	0	0%
2021-0976	PP-FPH Guide Bearing Oil Coolers			65,986		0	0%
2021-0977	JS-Truck Replacement for Comm Tech, replace T-101, 2004 Ford Expedition			38,855		0	0%
2021-0978	WC-STA 8 Bridge Deck Replacement			8,538		0	0%
2021-0979	CO-Backup generator, pad and appurtenances			31,256		0	0%
2021-0980	PP-Forbestown Div Dam SF-17 Access. Repl Stairs, Bridge, Trail			8,336		0	0%
2021-0981	CO-Generator Building at Sunset Hill Main Comm Site			12,302		0	0%
2021-0982	JS-Concrete aprons and approach, welding shop and hazmat			7,184	10,000	293	3%
2021-0983	JS-Truck Replacement for Roving Operator, replace 2005 Chevy			0		0	0%
2022-0984	WC-1 ton diesel truck, standard cab, single rear wheel			0	70,000	80,892	0%
2022-0985	Boom Truck with basket				200,000	227,523	0%
2022-0986	SCADA Historian server				18,000	0	0%
2022-0987	DAC 2 Rack Server for Scada System				50,000	0	0%
2022-0988	Shop Press				7,500	7,240	0%
2022-0989	Welding Shop Cabinets				35,000	0	0%
2022-0990	Dump truck- 2014 Peterbilt				150,000	134,368	0%
2022-0991	FPH TSV Seal Kit				55,000	0	0%

South Feather Water and Power Agency
 Joint Facilities Operating Fund Financial Report
 May 24, 2022 Board Meeting

<u>ACCOUNT</u>	<u>DESCRIPTION</u>	<u>2019 ACTUAL</u>	<u>2020 ACTUAL</u>	<u>2021 ESTIMATED</u>	<u>2022 BUDGET</u>	<u>2022 ACTUAL Thru 4/30/2022</u>	<u>% of Budget</u>
Capital Outlay (con't)							
2021-63p / Capital	PP-HART Communicator				7,500	0	0%
2022-63a / Capital	FPH Cooling Water Strainer System, engineering and design proposed				25,000	0	0%
2022-63b / Capital	FPH Repaint Generator Housing, Circuit Breaker, and Transformer				150,000	0	0%
2022-63c / Capital	WPH Repaint Generator Housing and TWD System				130,000	0	0%
2022-63f / Capital	FPH Tailrace Underwater Concrete Repair				50,000	0	0%
2022-63g / Capital	FPH Penstock Recoat 60 Feet				45,000	0	0%
2022-63j / Capital	FPH Oil Level Device Upgrade				18,000	0	0%
2022-63k / Capital	WPH Oil Level Device Upgrade				18,000	0	0%
2022-63l / Capital	KPH Sump Pump and motor				14,000	0	0%
2022-63q / Capital	Security Cameras for Front Gates and Transformers, WPH, FPH, KPH				22,500	0	0%
2022-63r / Capital	FPH Gen and Exciter House Ozone Scrubber				7,500	0	0%
2022-63s / Capital	HART Field Instrument Communicator				7,100	0	0%
2022-64b / Capital	SPH PSV & penstock recoating, engineering only				12,000	0	0%
2022-64c / Capital	MRC repair, panel 210, 50'				160,000	0	0%
2022-64d / Capital	MRC Bin Wall Materials				100,000	0	0%
2022-64e / Capital	LGV Res Penstock Drain Valve Replacement				60,000	0	0%
2022-64g / Capital	LGV Res Fish Flow Valve Replacement				20,000	0	0%
2022-64i / Capital	(3) Data Loggers: Black Rock and Kenzie Ravine. HS22+ with GOES Transmitter				27,000	0	0%
2022-64j / Capital	Replace SF10 Walkway, SCDD				15,000	0	0%
2022-64k / Capital	Bangor Canal at SF 25 Shotcrete				10,000	0	0%
2022-64m / Capital	RTU Water Logger HS522+ GOES Xmitter Forbestown Ditch				7,500	0	0%

South Feather Water and Power Agency
 Joint Facilities Operating Fund Financial Report
 May 24, 2022 Board Meeting

<u>ACCOUNT</u>	<u>DESCRIPTION</u>	<u>2019 ACTUAL</u>	<u>2020 ACTUAL</u>	<u>2021 ESTIMATED</u>	<u>2022 BUDGET</u>	<u>2022 ACTUAL Thru 4/30/2022</u>	<u>% of Budget</u>
Capital Outlay (con't)							
2022-66d / Capital	Mini Excavator				85,000	0	0%
2022-66f / Capital	F150 Extra Cab with camper shell- replace T97- elect tech truck				55,000	0	0%
2022-66g / Capital	PDHQ 41KW Propane Generator with 200 amp XFER Switch				50,000	0	0%
2022-66i / Capital	Bobcat Skid Steer with Power Broom Attachment				50,000	0	0%
2022-66j / Capital	F150 Crew Cab- carpool vehicle				45,000	0	0%
2022-66l / Capital	Truck Replace for Roving Operator, replace 2007 Chevy, T-112 - Broken Frame				45,000	0	0%
2022-66o / Capital	Welding Shop 3-Ph Propane Generator				35,000	0	0%
2022-66p / Capital	Pewag Loader and Grader Snow Chains (3 Sets)				22,000	0	0%
2022-67b / Capital	Sly Spillway Rockfall Mitigation (Ext)				120,000	0	0%
2022-67g / Capital	Excavate sedimentation at SCDD weir				15,000	0	0%
2022-68c / Capital	CAISO meter installations, 4 powerhouses - Outside Services				35,000	0	0%
2022-68e / Capital	WPH PSV Valve Trip System				30,000	0	0%
2022-68j / Capital	(1) GE MX RTU Processor - Spare				6,000	0	0%
2021-68it1 / Capital	Replacement Server				13,000	0	0%
2021-68it5 / Capital	Phone System Upgrade				14,000	0	0%
2021-68it7 / Capital	Storage System (SAN) replacement				30,000	0	0%
	Total Capital Outlay	(3,573,487)	(2,157,078)	(617,261)	(2,246,600)	(454,912)	20%
Transfers In:							
	Power Division Legacy Fund	1,096,094	0	0	0	0	0%
	Retiree Benefit Trust	0	1,617,546	0	0	0	0%
Transfers Out:							
	General Fund-Minimum Payment	(709,000)	(709,000)	(709,000)	(709,000)	0	0%
	General Fund-Overhead	(621,688)	(480,058)	(613,367)	(500,000)	0	0%
	Retiree Benefit Trust	(201,179)	0	0	0	0	0%
Net Non-operating, Capital Outlay and Transfers		(7,422,485)	(4,222,596)	(8,761,113)	(5,881,904)	(554,716)	

South Feather Water and Power Agency
 Joint Facilities Operating Fund Financial Report
 May 24, 2022 Board Meeting

<u>ACCOUNT</u>	<u>DESCRIPTION</u>	<u>2019</u> <u>ACTUAL</u>	<u>2020</u> <u>ACTUAL</u>	<u>2021</u> <u>ESTIMATED</u>	<u>2022</u> <u>BUDGET</u>	<u>2022</u> <u>ACTUAL</u> <u>Thru 4/30/2022</u>	<u>% of</u> <u>Budget</u>
	NET REVENUE OVER EXPENSES	6,196,467	37,613	7,439,497	4,222,496	3,746,295	
	Beginning Balance	18,653,584	24,541,141	24,578,754	17,270,251	17,270,251	
	NYWD-Additional Payment	0	0	(5,374,000)	(2,000,000)	0	
	General Fund-Additional Payment	0	0	(5,374,000)	(2,000,000)	0	
	Reserve for PG&E Standby	0	0	(4,000,000)	0	0	
	Loan Payable to PG&E	(308,910)	0	0	0	0	
	Ending Balance	24,541,141	24,578,754	17,270,251	17,492,747	21,016,546	

- NOTES:
- (1) Per NYWD agreement, 15% working capital reserve of \$1,125,850, and \$18,000,000 contingency reserve is required.
 - (2) Ending 12/31/20 balance includes designated reserves of \$1,617,546 for retiree benefits.
 - (3) 2019 Install Purch Agmt Principal actual for 2021 includes reserve of \$3,502,812 for prepayment of loan agreement.

South Feather Water and Power Agency
 General Fund Financial Report
 May 24, 2022 Board Meeting

<u>ACCOUNT</u>	<u>DESCRIPTION</u>	<u>2019 ACTUAL</u>	<u>2020 ACTUAL</u>	<u>2021 ESTIMATED</u>	<u>2022 BUDGET</u>	<u>2022 ACTUAL Thru 4/30/22</u>	<u>% of BUDGET</u>
REVENUE:							
Water Sales Rev							
41100	Domestic Water	2,138,729	2,674,305	2,609,864	2,500,000	604,303	24%
41400	Irrigation Water	218,507	263,727	282,060	300,000	52,764	18%
41420	Water Sales, NYWD to Yuba City	190,388	195,300	199,215	200,000	0	0%
	Sub-Total Water Sales Rev	2,547,624	3,133,332	3,091,139	3,000,000	657,067	22%
Power Revenue							
41305	Sly Cr Pwr Generation	2,128,918	1,297,452	1,816,122	1,850,000	539,951	29%
41306	Surplus Wtr	87,360	25,164	156,026	50,000	0	0%
	Sub-Total Power Rev	2,216,278	1,322,616	1,972,148	1,900,000	539,951	28%
Water Serv Chgs							
42301	Sundry Billing (Job Orders)	173,718	57,108	134,708	75,000	30,969	41%
42341	System Capacity Charges	NA	69,801	47,993	50,000	34,895	70%
	Other Water Serv Charges	132,685	29,249	53,999	50,000	9,625	19%
	Sub-Total Water Serv Chgs	306,403	156,158	236,700	175,000	75,489	43%
Non-Oper Revenue							
49250	Interest Earnings	85,264	108,903	57,422	1,000	54,682	5468%
49311	Property Taxes	663,748	681,269	718,188	710,000	17,517	2%
49405	ACWA/JPIA RPA	82,631	103,294	40,381	50,000	45,377	91%
49625	Back Flow Installation	14,021	9,400	5,385	10,000	685	7%
49630	Back Flow Inspection	123,738	127,236	130,550	140,000	44,488	32%
	Other Non-Oper Rev	4,413	31,455	2,672	2,500	0	0%
	Sub-Total Non-Oper Rev	973,815	1,061,557	954,598	913,500	162,749	18%
	TOTAL GENERAL FUND REVENUE	6,044,120	5,673,663	6,254,585	5,988,500	1,435,256	24%

South Feather Water and Power Agency
 General Fund Financial Report
 May 24, 2022 Board Meeting

<u>ACCOUNT</u>	<u>DESCRIPTION</u>	<u>2019</u> <u>ACTUAL</u>	<u>2020</u> <u>ACTUAL</u>	<u>2021</u> <u>ESTIMATED</u>	<u>2022</u> <u>BUDGET</u>	<u>2022</u> <u>ACTUAL</u> <u>Thru 4/30/22</u>	<u>% of</u> <u>BUDGET</u>
OPERATING EXPENSES:							
General Admin, 1-50		1,182,674	977,703	1,678,080	1,027,411	105,835	10%
Water Source, 1-51		17,468	16,117	14,888	15,000	0	0%
Environmental Health & Safety, 1-52		213,741	239,863	231,412	259,075	33,909	13%
Water Treatment, 1-53		1,662,849	1,923,429	1,779,710	2,295,263	480,827	21%
Transmission & Distribution, 1-54		2,277,469	2,528,134	2,106,025	2,922,561	645,197	22%
Customer Accounts, 1-55		869,709	990,535	958,811	1,461,631	341,430	23%
General Plant & Shop, 1-56		682,711	698,537	552,787	751,371	207,881	28%
Sundry, 1-57		67,263	49,859	97,085	46,000	22,924	50%
Information Systems, 1-58		420,975	499,957	381,048	552,153	94,975	17%
Sly Creek Power Plant, 1-61		498,384	438,309	393,843	447,577	116,009	26%
TOTAL OPERATING EXPENSES		7,893,243	8,362,443	8,193,689	9,778,042	2,048,987	21%
SUB-TOTAL, REVENUES OVER OPER EXP		(1,849,123)	(2,688,780)	(1,939,104)	(3,789,542)	(613,731)	16%
Other Non-Operating Expenses							
	Supplies & Servces	1,100	3,600	3,400	3,250	0	0%
	Interest	844,634	826,793	808,521	793,950	404,112	51%
	Principal	580,000	600,000	615,000	635,000	635,000	100%
	Pension Expense	349,513	0	0	1,977,000	0	0%
CAPITAL OUTLAY:							
2019-0191	TD-Rockridge and Coventry Dr pipeline replacement			821			
2019-0192	TD-Distribution System Remote Monitoring			9,551	10,000	5,438	54%
2020-0198	Community Line, Foothill Blvd./Oro Bangor Hwy to Grange			68,058			
2020-0200	Oro-Bangor Hwy/BTP to Avacado			48,097	15,000	394	3%
2020-0970	SPH-CAISO meter installation			17,094	2,500	1,214	49%
2021-0204	MRTP #2 raw water pump replacement			64,907			
2021-0205	Hwy 162 / Arbol			129,559			
2021-0206	IT-MRTP SAN replacement			23,185			
2021-0207	CA-Meter reader communications			1,750			
2021-0208	Replace 1998 Bobcat mini excavator, E-123			0	70,000	0	0%
2021-0209	IT-Fiber optic and switches replacement			0	18,500	0	0%
2021-0210	Replace 2009 Ford F-350, T-82			0	60,000	0	0%
2021-0971	SPH-SCADA upgrade			55,703	2,500	0	0%

South Feather Water and Power Agency
 General Fund Financial Report
 May 24, 2022 Board Meeting

<u>ACCOUNT</u>	<u>DESCRIPTION</u>	<u>2019 ACTUAL</u>	<u>2020 ACTUAL</u>	<u>2021 ESTIMATED</u>	<u>2022 BUDGET</u>	<u>2022 ACTUAL Thru 4/30/22</u>	<u>% of BUDGET</u>
CAPITAL OUTLAY (Con't)							
2022-0212	Vacuum, portable, towable				35,000	29,706	85%
2022-0213	Shotcrete Pinecrest (pipe)				60,000	22,304	37%
2022-0214	Streaming Current Analyzer with Organics module				20,000	21,742	109%
2022-0215	Dichtender vehicle, 2021 Ford Ranger, T-318				45,000	42,785	95%
2022-0216	SPH station air compressor				12,500	0	0%
2022-0217	Meter Service Technician vehicle, 2022 Ford F250				75,000	61,881	83%
2022-53b / Capital	MRTP metal storage building				40,000	0	
2022-53c / Capital	Portable, towable generator for BTP/Shop				25,000	0	
2022-53f / Capital	Replacement truck for T177				35,000	0	
2022-53g / Capital	Security cameras upgrade				15,000	0	
2022-53k / Capital	Solar field inverter replacement				115,000	0	
2022-53l / Capital	Filter NTU meters replacement, 4				20,000	0	
2022-54k / Capital	Miller Hill Gauging Station				12,000	0	
2022-54l / Capital	Oro Pond Service Lines and Meters replacement				22,000	0	
2022-54o / Capital	Coventry Interloop				50,000	0	
2022-54p / Capital	South Villa Raw Water Pipe Replacement				75,000	0	
2022-54q / Capital	Oakvale Palermo Canal 900' Shotcrete				37,000	0	
2022-54r / Capital	Oro Bangor - Malengo Domestic Pipe Replacement 600'				36,000	0	
2022-54s / Capital	Culvert Replacement Ridgeway				20,000	0	
2022-54t / Capital	North Ditch Lincoln to Messina irrigation - Engineering Study for design				18,000	0	
2022-54u / Capital	Meter tester, 2				9,600	0	
2022-56c / Capital	Bulk filling water station				35,000	0	
2022-56d / Capital	Replace 1990 Ford F700 diesel/flatbed dump, T-132				100,000	0	
2022-56e / Capital	Replace 2012 Ford F150 4x4, T-304				45,000	0	
2022-56f / Capital	Replace 10 yd dump truck, 1983, T-59				0	0	
2022-56g / Capital	Wood chipper				20,000	0	
2022-58g / Capital	Phone System Upgrade				18,500	0	
2022-58h / Capital	Storage System (SAN) replacement				30,000	0	
2022-58i / Capital	GPS Equipment				10,000	0	

South Feather Water and Power Agency
 General Fund Financial Report
 May 24, 2022 Board Meeting

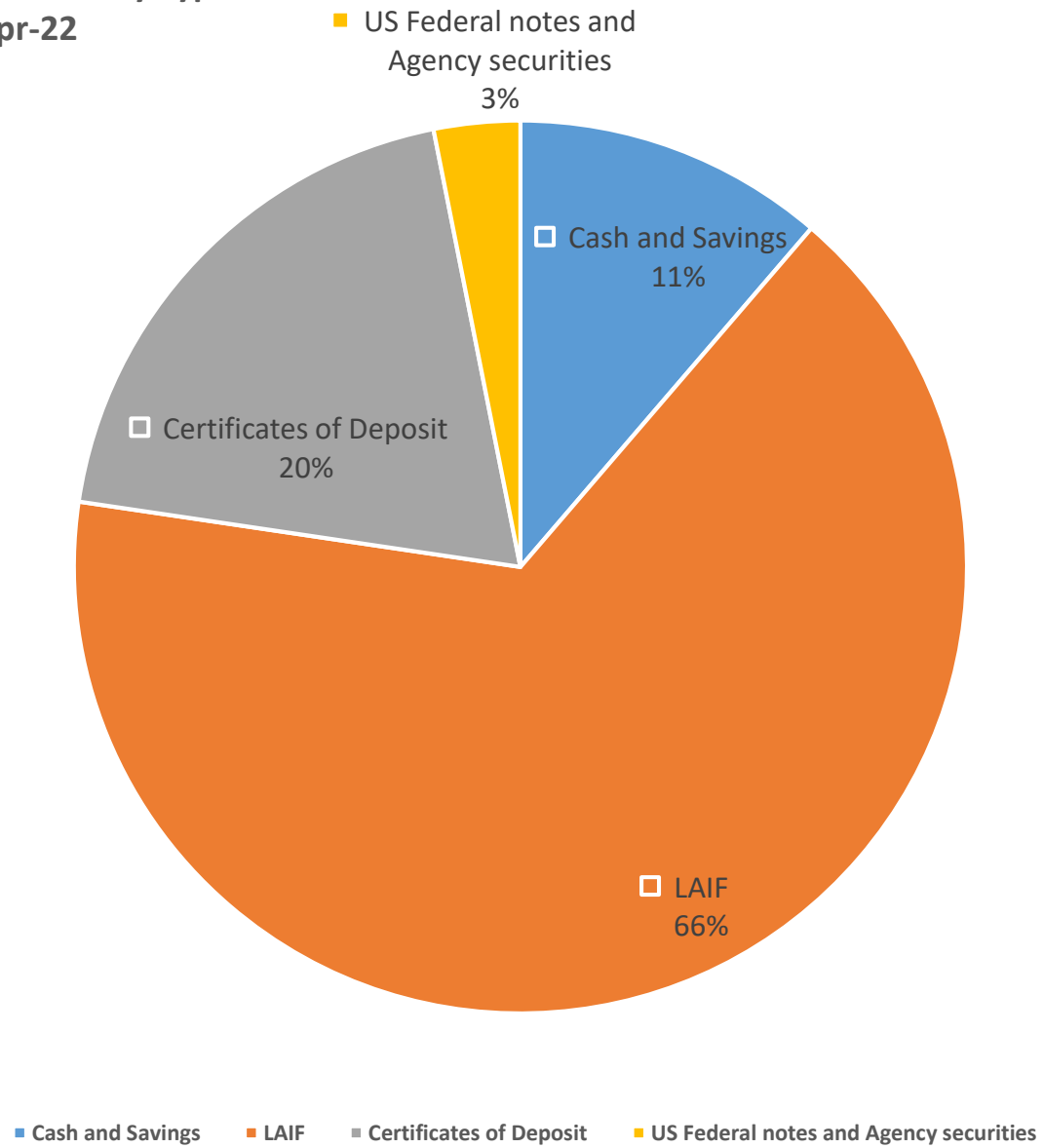
<u>ACCOUNT</u>	<u>DESCRIPTION</u>	<u>2019 ACTUAL</u>	<u>2020 ACTUAL</u>	<u>2021 ESTIMATED</u>	<u>2022 BUDGET</u>	<u>2022 ACTUAL Thru 4/30/22</u>	<u>% of BUDGET</u>
CAPITAL OUTLAY (Con't)							
2022-61c / Capital	SPH PSV Roof Replacement and Rockfall Protection				75,000	0	
2022-61d / Capital	SPH Bearing Cooling Water Flow Device Upgrade				20,000	0	
2022-61e / Capital	SPH oil flow device upgrade				20,000	0	
2022-61h / Capital	SPH Bitronics line-side metering xducer				8,000	0	
2022-61i / Capital	SPH security cameras for front gate and transformer				7,500	0	
	Total Capital Outlay	239,171	307,591	418,725	1,344,600	185,464	14%
Transfers:							
	SFPP Jt Facil Oper Fd-Minimum Payment	709,000	709,000	709,000	709,000	0	0%
	SFPP Jt Facil Oper Fd-Additional Payment	0	0	0	5,374,000	0	0%
	SFPP Jt Facil Oper Fd-Overhead	621,688	480,058	613,367	675,000	0	0%
	System Capacity Fund	0	194,946	0	0	0	0%
	Retiree Benefit Trust Fund	(320,821)	1,977,001	0	0	0	0%
Net Non-operating, Capital Outlay and Transfers		(1,004,551)	1,623,021	(523,279)	2,004,200	(1,224,576)	-61%
NET REVENUE OVER EXPENSES		(2,853,674)	(1,065,759)	(2,462,383)	(1,785,342)	(1,838,307)	
Beginning Balance		6,896,374	4,042,700	2,976,941	514,558	514,558	
Ending Balance		4,042,700	2,976,941	514,558	(1,270,784)	(1,323,749)	

NOTE: Ending 12/31/20 balance includes designated reserves of \$1,977,001 for retiree benefits.

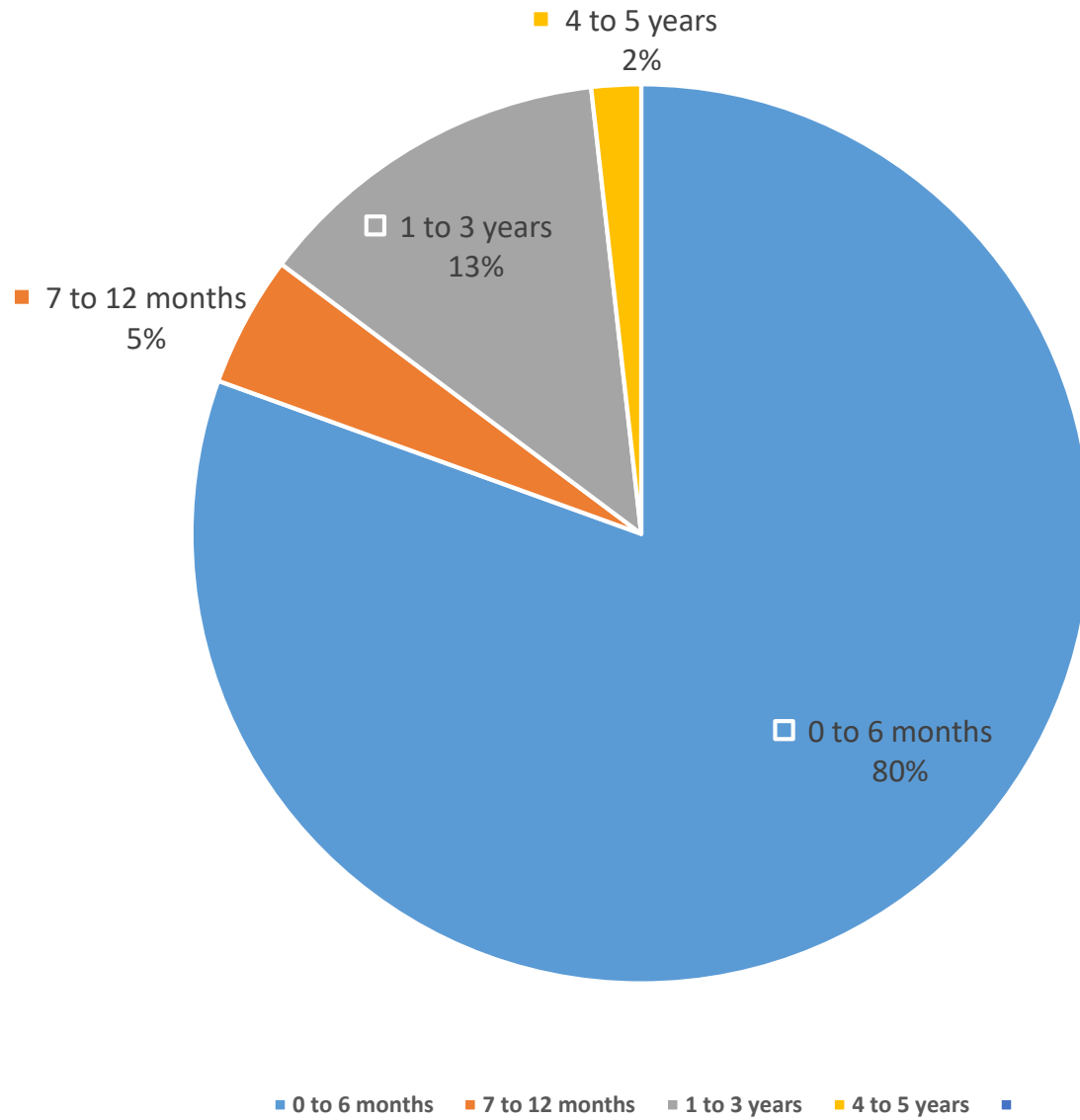
South Feather Water & Power Agency
 Irrigation Water Accounting
 For The Period Of 1/1/2021 - 4/30/2022

<u>ACCT CODE</u>	<u>DESCRIPTION</u>	<u>REVENUE</u>	<u>EXPENSES</u>
2022-0504	Palermo Canal	\$ 12,287	\$ 97,867
2022-0505	Bangor Canal	\$ 32,329	\$ 101,216
2022-0506	Forbestown Canal	\$ 1,215	\$ 85,454
2022-0507	Community Line	\$ 6,933	\$ 13,430
	Totals	<u>\$ 52,764</u>	<u>\$ 297,967</u>

**South Feather Water and Power Agency
Cash and Investments by Type
30-Apr-22**



**South Feather Water and Power Agency
Cash and Investments by Scheduled Maturity
30-Apr-22**



SOUTH FEATHER WATER AND POWER AGENCY
SCHEDULE OF CASH AND INVESTMENTS
30-Apr-22

General Fund Cash and Savings Account	\$ 1,830,773
LAIF	25,346,131
CalTrust	1,375,957
Five Star Bank	1,110,457

<u>Fixed Income portfolio</u>	<u>Rate</u>	<u>Purch Date</u>	<u>Purch Price</u>	<u>Face Value</u>	<u>Maturity</u>	<u>Mkt Value</u>	<u>Est Ann Income</u>
Cash						16,999	\$ -
Eclipse Bank CD	0.350%	5/29/2020	240,000	240,000	5/30/2022	239,950	840
Flagstar Bank CD	2.450%	6/12/2019	246,000	246,000	6/13/2022	246,568	6,027
Sallie Mae Bank CD	2.150%	7/24/2019	245,000	245,000	7/25/2022	245,897	5,268
Bank Hapoalim Bm Ny CD	0.250%	8/26/2020	245,000	245,000	8/26/2022	244,610	613
Wells Fargo Bank CD	1.850%	9/18/2019	245,000	245,000	9/19/2022	245,985	4,533
Safra Natl Bank CD	0.250%	12/9/2021	245,000	245,000	12/8/2022	243,679	613
Goldman Sachs CD	1.850%	12/12/2019	60,000	60,000	12/12/2022	60,262	1,110
Morgan Stanley Private Bank CD	1.850%	12/19/2019	50,000	50,000	12/19/2022	50,216	925
First Heritage Bank CD	0.250%	6/23/2020	140,000	140,000	12/19/2022	139,178	350
Marlin Business Bank CD	1.650%	1/15/2020	203,000	203,000	1/17/2023	203,514	3,350
Wells Fargo Natl Bank West CD	1.900%	1/17/2020	245,000	245,000	1/17/2023	246,056	4,655
Sandy Spring Bank CD	0.650%	2/18/2022	245,000	245,000	2/17/2023	243,432	1,593
People First Bank CD	1.350%	3/6/2020	134,000	134,000	3/6/2023	133,804	1,809
American Express Natl Bank CD	1.450%	1/31/2020	245,000	245,000	3/31/2023	244,564	3,553
JP Morgan Chase Bank CD	1.500%	4/19/2022	245,000	245,000	4/19/2023	244,444	3,675
Luana Savings Bank CD	0.200%	8/14/2020	245,000	245,000	8/14/2023	239,220	490
John Marshall Bancorp CD	0.400%	12/31/2021	245,000	245,000	8/31/2023	239,534	980
Synchrony Bank CD	0.400%	9/30/2021	245,000	245,000	9/29/2023	238,753	980
Medallion Bank CD	0.250%	10/26/2020	135,000	135,000	10/27/2023	131,059	338
New York Community Bank CD	0.300%	11/9/2020	245,000	245,000	11/9/2023	237,792	735
Beal Bank CD	0.600%	12/20/2021	245,000	245,000	12/20/2023	237,998	1,470
Federal Home Loan Bond	0.190%	12/29/2020	249,777	250,000	12/22/2023	240,223	475
US Treasury Note	0.881%	1/18/2022	258,479	262,000	3/15/2024	250,517	2,308
Bankunited Bank CD	0.350%	3/15/2021	245,000	245,008	3/19/2024	234,862	858
Ally Bank CD	1.700%	3/25/2022	245,000	245,000	3/25/2024	240,852	4,165
Comenity Capital Bank CD	2.250%	4/14/2022	245,000	245,000	4/15/2024	243,060	5,513
Web Bank CD	0.400%	5/11/2021	245,000	245,000	5/17/2024	233,769	980
UBS Bank CD	0.350%	6/23/2021	245,000	245,000	6/24/2024	232,757	858
Texas Exchange Bank CD	0.500%	7/9/2021	105,000	105,000	7/9/2024	99,964	525
Toyota Finl Svgs Bank CD	0.550%	8/5/2021	245,000	245,000	8/5/2024	233,071	1,348
BMW Bank CD	1.700%	3/4/2022	245,000	245,000	9/4/2024	238,900	4,165
State Bank of Dallas CD	0.700%	12/31/2021	245,000	245,000	10/1/2024	232,853	1,715
Institution for Svg in Newburyport CD	0.700%	10/28/2021	245,000	245,000	10/28/2024	232,363	1,715
Merrick Bank CD	0.800%	11/19/2021	245,000	245,000	11/19/2024	232,591	1,960
Live Oak Banking CD	0.850%	12/29/2021	245,000	245,000	12/30/2024	232,179	2,083

SOUTH FEATHER WATER AND POWER AGENCY
 SCHEDULE OF CASH AND INVESTMENTS
 30-Apr-22

General Fund Cash and Savings Account	\$ 1,830,773
LAIF	25,346,131
CalTrust	1,375,957
Five Star Bank	1,110,457

<u>Fixed Income portfolio</u>	<u>Rate</u>	<u>Purch Date</u>	<u>Purch Price</u>	<u>Face Value</u>	<u>Maturity</u>	<u>Mkt Value</u>	<u>Est Ann Income</u>
Federal Home Loan Bond	1.250%	1/28/2022	250,000	250,000	1/28/2025	238,708	3,125
Federal Home Loan Bond	1.550%	2/18/2022	249,781	250,000	2/18/2025	240,105	3,875
Capital One Bank USA CD	0.900%	11/17/2021	245,000	245,000	11/17/2025	227,999	2,205
Federal Home Loan Bond	0.680%	12/15/2021	243,905	250,000	2/24/2026	228,822	1,700
State Bank of India CD	1.000%	6/10/2021	245,000	245,000	6/10/2026	226,365	2,450
Total Fixed Income Portfolio						8,713,474	\$ 85,924
							0.99%
TOTAL CASH & INVESTMENTS AT 4/30/22						\$ 38,376,792	

Unrealized Gains and Losses 01-00-49250-2 (283,248)

I certify that all investment actions have been made in full compliance with Policy #470- Investments, and that South Feather Water and Power Agency will meet its expenditure obligations for the next six months.

Submitted by: Steve Wong, Finance Division Manager 5/11/22

Investment Transactions

April, 2022

\$245,000 CD purchased 4/19/22 from JP Morgan Chase Bank, maturing 4/19/23 with funds from US Treasury note matured 4/15/2022.

\$245,000 CD purchased 4/14/22 from Comenity Capital Bank, maturing 4/15/24.

**South Feather Water and Power Agency
Actuarial Study of
Retiree Health Liabilities Under GASB 74/75
Valuation Date: December 31, 2021
Measurement Date: December 31, 2021
For Fiscal Year-End: December 31, 2021**

*Prepared by:
Total Compensation Systems, Inc.*

Date: May 18, 2022

Table of Contents

PART I: EXECUTIVE SUMMARY	1
A. INTRODUCTION	1
B. KEY RESULTS	1
C. SUMMARY OF GASB 75 ACCOUNTING RESULTS	2
1. <i>Changes in Net OPEB Liability</i>	2
2. <i>Deferred Inflows and Outflows</i>	2
3. <i>OPEB Expense</i>	3
4. <i>Adjustments</i>	3
5. <i>Trend and Interest Rate Sensitivities</i>	3
D. DESCRIPTION OF RETIREE BENEFITS	4
E. SUMMARY OF VALUATION DATA	4
F. CERTIFICATION	5
PART II: LIABILITIES AND COSTS FOR RETIREE BENEFITS.....	7
A. INTRODUCTION	7
B. LIABILITY FOR RETIREE BENEFITS	7
C. ACTUARIAL ACCRUAL.....	8
D. ACTUARIAL ASSUMPTIONS	8
E. TOTAL OPEB LIABILITY	9
F. VALUATION RESULTS	10
1. <i>Actuarial Present Value of Projected Benefit Payments (APVPBP)</i>	10
2. <i>Service Cost</i>	10
3. <i>Total OPEB Liability and Net OPEB Liability</i>	11
4. <i>"Pay As You Go" Projection of Retiree Benefit Payments</i>	11
G. ADDITIONAL RECONCILIATION OF GASB 75 RESULTS	12
H. PROCEDURES FOR FUTURE VALUATIONS.....	13
PART III: ACTUARIAL ASSUMPTIONS AND METHODS.....	14
A. ACTUARIAL METHODS AND ASSUMPTIONS:	14
B. ECONOMIC ASSUMPTIONS:.....	15
C. NON-ECONOMIC ASSUMPTIONS:.....	16
PART IV: APPENDICES	17
APPENDIX A: DEMOGRAPHIC DATA BY AGE.....	17
APPENDIX B: ADMINISTRATIVE BEST PRACTICES	18
APPENDIX C: GASB 74/75 ACCOUNTING ENTRIES AND DISCLOSURES	19
APPENDIX D: DEFERRED OUTFLOWS OF RESOURCES AND DEFERRED INFLOWS OF RESOURCES.....	23
APPENDIX E: GLOSSARY OF RETIREE HEALTH VALUATION TERMS	26

Total Compensation Systems, Inc.

South Feather Water and Power Agency Actuarial Study of Retiree Health Liabilities

PART I: EXECUTIVE SUMMARY

A. Introduction

This report was produced by Total Compensation Systems, Inc. for South Feather Water and Power Agency to determine the liabilities associated with its current retiree health program as of a December 31, 2021 measurement date and to provide the necessary information to determine accounting entries for the fiscal year ending December 31, 2021. This report may not be suitable for other purposes such as determining employer contributions or assessing the potential impact of changes in plan design.

Different users of this report will likely be interested in different sections of information contained within. We anticipate that the following portions may be of most interest depending on the reader:

- A high level comparison of key results from the current year to the prior year is shown on this page.
- The values we anticipate will be disclosed in the December 31, 2021 year-end financials are shown on pages 2 and 3.
- Additional accounting information is shown on page 12 and Appendices C and D.
- Description and details of measured valuation liabilities can be found beginning on page 10.
- Guidance regarding the next actuarial valuation for the December 31, 2022 measurement date is provided on page 13.

B. Key Results

South Feather Water and Power Agency uses an Actuarial Measurement Date that is the same as its Fiscal Year-End. This means that these actuarial results measured as of December 31, 2021 will be used directly for the December 31, 2021 Fiscal Year-End.

Key Results	Current Year	Prior Year
	<i>December 31, 2021 Measurement Date for December 31, 2021 Fiscal Year-End</i>	<i>December 31, 2021 Measurement Date for December 31, 2020 Fiscal Year-End</i>
Total OPEB Liability (TOL)	\$19,488,464	\$18,193,643
Fiduciary Net Position (FNP)	\$0	\$0
Net OPEB Liability (NOL)	\$19,488,464	\$18,193,643
Service Cost <i>(for year following)</i>	\$861,840	\$679,864
Estimated Pay-as-you-go Amount <i>(for year following)</i>	\$666,265	\$462,951
GASB 75 OPEB Expense <i>(for year ending)</i>	\$1,843,721	\$1,754,633

Refer to results section beginning on page 10 or the glossary on page 26 for descriptions of the above items.

Key Assumptions	Current Year	Prior Year
	<i>December 31, 2021 Measurement Date for December 31, 2021 Fiscal Year-End</i>	<i>December 31, 2021 Measurement Date for December 31, 2020 Fiscal Year-End</i>
Valuation Interest Rate	2.06%	2.12%
Expected Rate of Return on Assets	N/A	N/A
Long-Term Medical Trend Rate	4.00%	4.50%
Projected Payroll Growth	2.75%	3.00%

Total Compensation Systems, Inc.

C. Summary of GASB 75 Accounting Results

1. Changes in Net OPEB Liability

The following table shows the reconciliation of the December 31, 2020 Net OPEB Liability (NOL) in the prior valuation to the December 31, 2021 NOL. A more detailed version of this table can be found on page 12.

	<i>TOL</i>	<i>FNP</i>	<i>NOL</i>
Balance at December 31, 2020 Measurement Date	\$18,193,643	\$0	\$18,193,643
Service Cost	\$679,864	\$0	\$679,864
Interest on TOL / Return on FNP	\$388,005	\$0	\$388,005
Employer Contributions	\$0	\$462,951	(\$462,951)
Benefit Payments	(\$462,951)	(\$462,951)	\$0
Administrative Expenses	\$0	\$0	\$0
Experience (Gains)/Losses	\$1,732,722	\$0	\$1,732,722
Changes in Assumptions	(\$1,042,819)	\$0	(\$1,042,819)
Other	\$0	\$0	\$0
Net Change	\$1,294,821	\$0	\$1,294,821
Actual Balance at December 31, 2021 Measurement Date	\$19,488,464	\$0	\$19,488,464

2. Deferred Inflows and Outflows

Changes in the NOL arising from certain sources are recognized on a deferred basis. The following tables show the balance of each deferral item as of the measurement date and the scheduled future recognition. A reconciliation of these balances can be found on page 12 while the complete deferral history is shown beginning on page 23.

Balances at December 31, 2021 Fiscal Year-End	<i>Deferred Outflows</i>	<i>Deferred Inflows</i>
Differences between expected and actual experience	\$1,465,640	(\$148,959)
Changes in assumptions	\$1,988,270	(\$1,397,181)
Differences between projected and actual return on assets	\$0	\$0
Total	\$3,453,910	(\$1,546,140)

To be recognized fiscal year ending December 31:	<i>Deferred Outflows</i>	<i>Deferred Inflows</i>
2022	\$1,165,109	(\$389,257)
2023	\$1,165,107	(\$389,256)
2024	\$674,472	(\$314,777)
2025	\$320,875	(\$314,777)
2026	\$128,347	(\$138,073)
Thereafter	\$0	\$0
Total	\$3,453,910	(\$1,546,140)

Total Compensation Systems, Inc.

3. OPEB Expense

Under GASB 74 and 75, OPEB expense includes service cost, interest cost, administrative expenses, and change in TOL due to plan changes, adjusted for deferred inflows and outflows. OPEB expense can also be derived as change in net position, adjusted for employer contributions, which can be found on page 12.

<u>To be recognized fiscal year ending December 31, 2021</u>	<u>Expense Component</u>
Service Cost	\$679,864
Interest Cost	\$388,005
Expected Return on Assets	\$0
Administrative Expenses	\$0
Recognition of Experience (Gain)/Loss Deferrals	\$264,327
Recognition of Assumption Change Deferrals	\$511,525
Recognition of Investment (Gain)/Loss Deferrals	\$0
Employee Contributions	\$0
Changes in Benefit Terms	\$0
Net OPEB Expense for fiscal year ending December 31, 2021	\$1,843,721

4. Adjustments

We are unaware of any adjustments that need to be made.

5. Trend and Interest Rate Sensitivities

The following presents what the Net OPEB Liability would be if it were calculated using a discount rate assumption or a healthcare trend rate assumption one percent higher or lower than the current assumption.

<u>Net OPEB Liability at December 31, 2021 Measurement Date</u>	<u>Discount Rate</u>	<u>Healthcare Trend Rate</u>
1% Decrease in Assumption	\$22,428,706	\$16,740,851
Current Assumption	\$19,488,464	\$19,488,464
1% Increase in Assumption	\$17,100,904	\$22,943,810

Total Compensation Systems, Inc.

D. Description of Retiree Benefits

Following is a description of the current retiree benefit plan:

Benefit types provided	Medical, Dental, Vision
Duration of Benefits	Lifetime
Required Service	10 years
Minimum Age	55
Dependent Coverage	Yes
Agency Contribution %	100% up to Agency Cap
Agency Cap	Average of PERS premiums, excluding the lowest and highest premiums.

This valuation does not reflect any cash benefits paid unless the cash benefits are limited to be used for or reimburse the retiree's cost of health benefits. Costs and liabilities attributable to cash benefits paid to retirees are reportable under applicable Governmental Accounting Standards Board (GASB) Standards.

E. Summary of Valuation Data

This report is based on census data provided to us as of January, 2022. Distributions of participants by age and service can be found on page 17. For non-lifetime benefits, the active count below excludes employees for whom it is not possible to receive retiree benefits (e.g. employees who are already older than the maximum age to which benefits are payable or who will not accrue the required service prior to reaching the maximum age).

	Current Year	Prior Year
	<i>December 31, 2021 Valuation Date</i>	<i>January 1, 2020 Valuation Date</i>
	<i>December 31, 2021 Measurement Date</i>	<i>December 31, 2021 Measurement Date</i>
Active Employees eligible for future benefits		
Count	54	57
Average Age	49.7	51.0
Average Years of Service	12.7	15.0
Retirees currently receiving benefits		
Count	48	37
Average Age	71.3	70.8

We were not provided with information about any terminated, vested employees.

Total Compensation Systems, Inc.

F. Certification

The actuarial information in this report is intended solely to assist South Feather Water and Power Agency in complying with Governmental Accounting Standards Board Accounting Statement 74 and 75 and, unless otherwise stated, fully and fairly discloses actuarial information required for compliance. Nothing in this report should be construed as an accounting opinion, accounting advice or legal advice. TCS recommends that third parties retain their own actuary or other qualified professionals when reviewing this report. TCS's work is prepared solely for the use and benefit of South Feather Water and Power Agency. Release of this report may be subject to provisions of the Agreement between South Feather Water and Power Agency and TCS. No third party recipient of this report product should rely on the report for any purpose other than accounting compliance. Any other use of this report is unauthorized without first consulting with TCS.

This report is for fiscal year January 1, 2021 to December 31, 2021, using a measurement date of December 31, 2021. The calculations in this report have been made based on our understanding of plan provisions and actual practice at the time we were provided the required information. We relied on information provided by South Feather Water and Power Agency. Much or all of this information was unaudited at the time of our evaluation. We reviewed the information provided for reasonableness, but this review should not be viewed as fulfilling any audit requirements. We relied on the following materials to complete this study:

- We used paper reports and digital files containing participant demographic data from the Agency personnel records.
- We used relevant sections of collective bargaining agreements provided by the Agency.

All costs, liabilities, and other estimates are based on actuarial assumptions and methods that comply with all applicable Actuarial Standards of Practice (ASOPs). Each assumption is deemed to be reasonable by itself, taking into account plan experience and reasonable future expectations and in combination represent our estimate of anticipated experience of the Plan.

This report contains estimates of the Plan's financial condition and future results only as of a single date. Future results can vary dramatically and the accuracy of estimates contained in this report depends on the actuarial assumptions used. This valuation cannot predict the Plan's future condition nor guarantee its future financial soundness. Actuarial valuations do not affect the ultimate cost of Plan benefits, only the timing of Plan contributions. While the valuation is based on individually reasonable assumptions, other assumption sets may also be reasonable and valuation results based on those assumptions would be different. Determining results using alternative assumptions (except for the alternate discount and trend rates shown in this report) is outside the scope of our engagement.

Future actuarial measurements may differ significantly from those presented in this report due to factors such as, but not limited to, the following: plan experience differing from that anticipated by the economic or demographic assumptions; changes in economic or demographic assumptions; increases or decreases expected as part of the natural operation of the measurement methodology (such as the end of an amortization period or additional cost or contribution requirements based on the plan's funded status); and changes in plan provisions or applicable law. We were not asked to perform analyses to estimate the potential range of such future measurements.

The signing actuary is independent of South Feather Water and Power Agency and any plan sponsor. TCS does not intend to benefit from and assumes no duty or liability to other parties who receive this report. TCS is not aware of any relationship that would impair the objectivity of the opinion.

On the basis of the foregoing, I hereby certify that, to the best of my knowledge and belief, this report is complete and has been prepared in accordance with generally accepted actuarial principles and practices and all

Total Compensation Systems, Inc.

applicable Actuarial Standards of Practice. I meet the Qualifications Standards of the American Academy of Actuaries to render the actuarial opinion contained herein.

Respectfully submitted,

A handwritten signature in cursive script that reads "Luis Murillo".

Luis Murillo, ASA, MAAA
Actuary
Total Compensation Systems, Inc.
(805) 496-1700



SOUTH FEATHER WATER & POWER AGENCY

TO: Board of Directors
FROM: Dan Leon, Power Division Manager
DATE: May 19, 2022
RE: General Information (regarding matters not scheduled on agenda)
May 24, 2022 Board of Directors Meeting

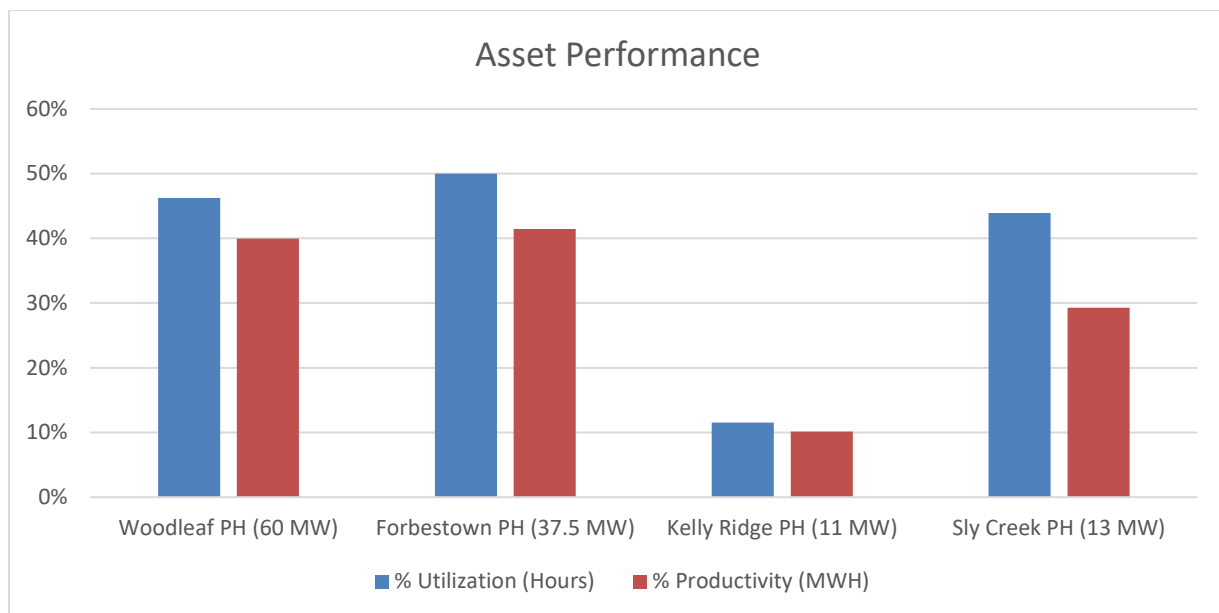
OPERATIONS

Power Division Summary, Reservoir Storage, and Precipitation Reports for April 2022 are attached.

South Fork tunnel average flow was 121 CFS. Slate Creek tunnel was open for 28 days. At month's end, Little Grass Valley and Sly Creek Reservoirs combined storage was 139 kAF.

DWR Bulletin 120 observed conditions as of May 12 for accumulated WY to date precipitation is at 80% of average (North Region 8-Station Index), and observed snowpack is at 16% of average for April 1 (North Region).

Asset performance and availability for April 2022 summarized in the following tables:



Powerhouse	Capacity MW	Available for Generation Hrs	Generation Dispatched above 50% Output Hrs	Generation Dispatch Potential Output Hrs
Woodleaf	60.0	720	313	407
Forbestown	37.5	720	322	398
Kelly Ridge	11.0	720	76	644
Sly Creek	13.0	718	229	489

MAINTENANCE

Powerhouses

- Woodleaf Powerhouse. Status: In service, normal dispatch schedule.
 - Annual maintenance outage planning for 2023
- Forbestown Powerhouse. Status: In service, normal dispatch schedule.
 - Check PRV operation, repair governor filter pump system
 - Annual maintenance outage planning for 2023
- Sly Creek Powerhouse. Status: In service, normal dispatch schedule.
 - Testing of turbine guide bearing lube system
 - Annual maintenance outage scheduled for October 3 thru 14; planning for 2023
- Kelly Ridge Powerhouse. Status: In service, normal dispatch schedule.
 - PG&E-caused 60kV transmission outage March 28 thru April 27
 - Annual maintenance outage scheduled for November 1 thru 12; planning for 2023

Other Project Assets

- Snow Surveys – Perform at LGV
- Project Dams – Adjust Fish Release Valves
- Sly Dam – Raise spill gates, remove upstream debris, test stby generator, repair boat ramp
- SCDD, SFDD, LCR – Perform site inspections and station readings
- SCDD – Install safety railing toe kicks
- MRC – Patrol and clean trash racks
- SF-25 – Perform annual PM's and testing
- Project Roadways – Patrol and remove debris
- Outlying Stations – Perform PM's on thermo-generators
- Campgrounds – Perform PM's and repairs on boat docks and water supply systems
- Generator Protection and Sync Systems – Perform PM's and testing

- Shops and Tooling – Clean and organize
- Shop Driveways – Pour remaining concrete safety aprons
- Fleet Vehicle and Mech Equip – Perform service and maintenance

REGULATORY COMPLIANCE

- The USFS and Agency staff put in considerable efforts open some sites at Wyandotte Campground at Little Grass Valley Recreation Area, as well as sites in Sly Creek and Strawberry Campgrounds in the Sly Creek Recreation Area on May 22.
- Reservations for Wyandotte Campground are available at Recreation.gov. Campsites in the Sly Creek and Strawberry Recreation Areas are first come, first served.

[Plumas National Forest - Feather River Ranger District \(usda.gov\)](https://www.usda.gov/plumas-national-forest-feather-river-ranger-district)

PERSONNEL

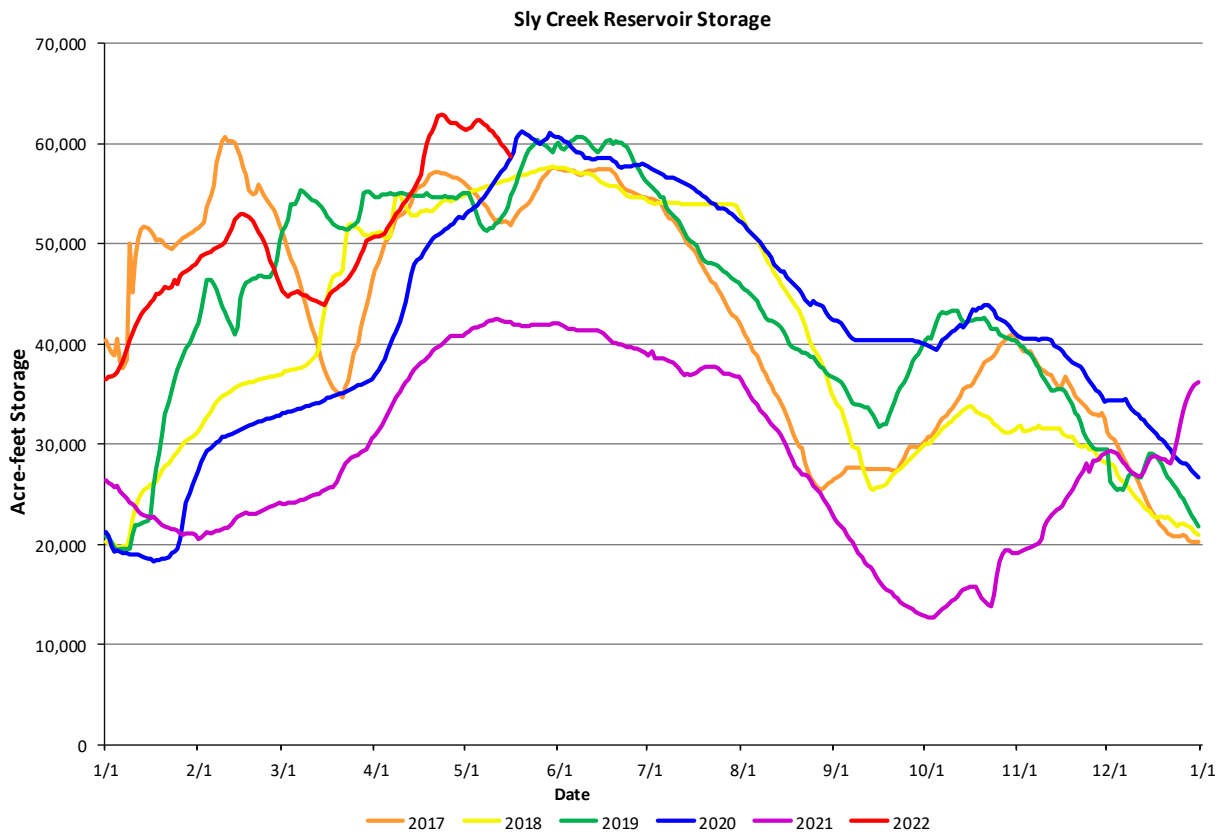
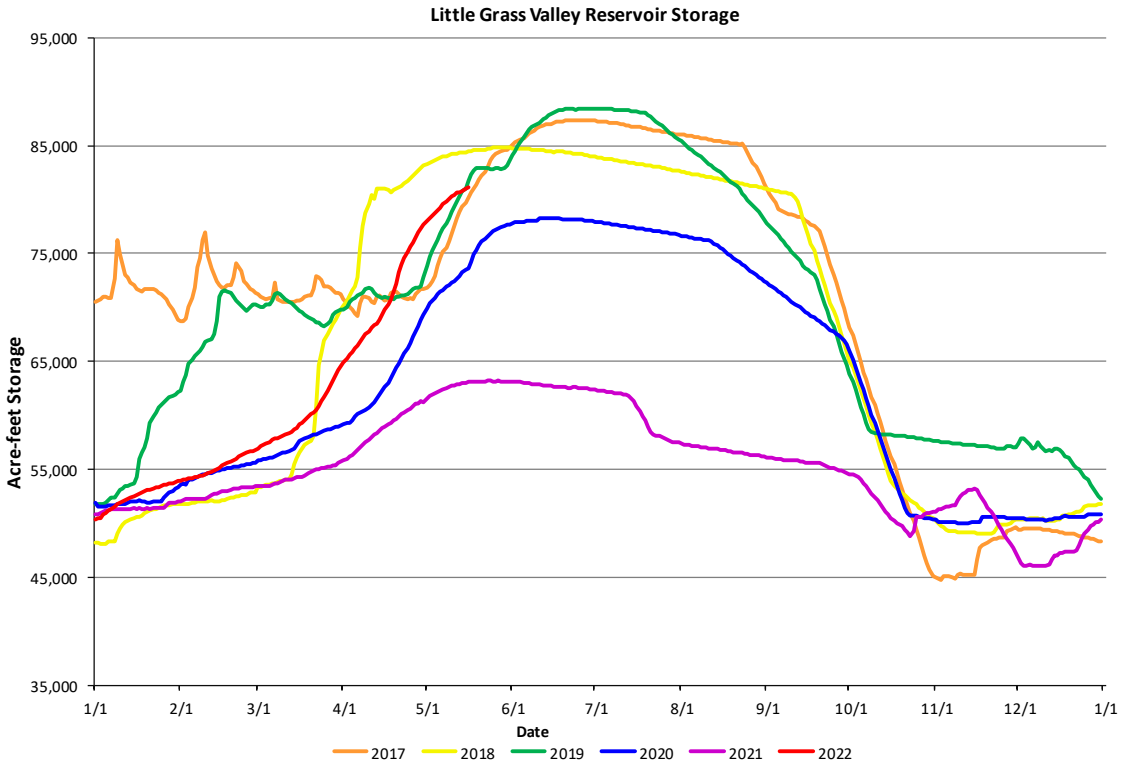
- We are pleased to welcome Todd Reynolds to the SFWPA team. He began employment at the Agency on May 9 in the position of Hydro Roving Operator, journey level.

**SOUTH FEATHER WATER AND POWER
SOUTH FEATHER POWER PROJECT
2022
Reservoir and Stream Operations**

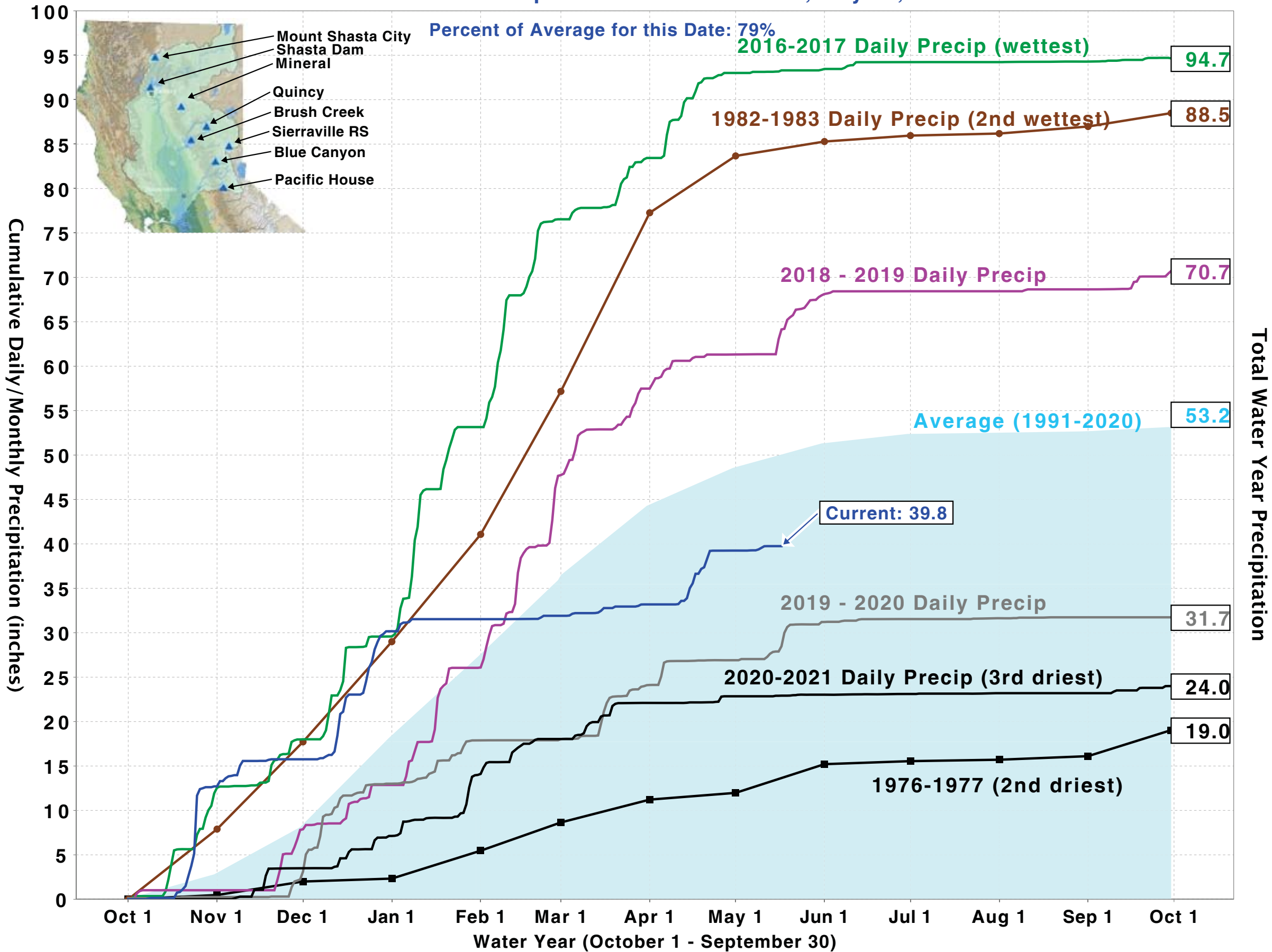
	RESERVOIR ELEVATIONS				MONTHLY AVERAGE STREAM RELEASES			
	Little Grass Valley		Sly Creek		Release to SFFR at LGV Dam	Release to SFFR at Forbestown Div.	Release at Lost Creek Dam	Release at Slate Creek Div.
Maximum Elevation End of Month Conditions	5,046.50	Feet	3,530.00	Feet				
January	5,021.62	Feet	3,503.78	Feet	6.49	8.73	6.26	27.50
February	5,024.00	Feet	3,500.10	Feet	6.36	8.88	6.05	58.00
March	5,029.98	Feet	3,508.61	Feet	7.94	130.00	6.23	56.40
April	5,039.24	Feet	3,526.74	Feet	11.70	8.54	9.47	98.20
May		Feet		Feet	0.00	0.00	0.00	0.00
June		Feet		Feet	0.00	0.00	0.00	0.00
July		Feet		Feet	0.00	0.00	0.00	0.00
August		Feet		Feet	0.00	0.00	0.00	0.00
September		Feet		Feet	0.00	0.00	0.00	0.00
October		Feet		Feet	0.00	0.00	0.00	0.00
November		Feet		Feet	0.00	0.00	0.00	0.00
December		Feet		Feet	0.00	0.00	0.00	0.00

Powerhouse Operations

	Sly Creek	Woodleaf	Forbestown	Kelly Ridge	Energy Revenue
January	910.68 MWH	9,297.13 MWH	7,999.08 MWH	7,278.25 MWH	\$1,641,696.41
February	2,910.21 MWH	18,852.06 MWH	11,815.69 MWH	4,440.01 MWH	\$1,692,562.10
March	1,728.43 MWH	14,205.95 MWH	3,751.40 MWH	6,486.46 MWH	\$1,430,669.02
April	2,740.50 MWH	17,263.57 MWH	11,188.58 MWH	802.41 MWH	\$1,862,903.13
May	0.00 MWH	0.00 MWH	0.00 MWH	0.00 MWH	\$0.00
June	0.00 MWH	0.00 MWH	0.00 MWH	0.00 MWH	\$0.00
July	0.00 MWH	0.00 MWH	0.00 MWH	0.00 MWH	\$0.00
August	0.00 MWH	0.00 MWH	0.00 MWH	0.00 MWH	\$0.00
September	0.00 MWH	0.00 MWH	0.00 MWH	0.00 MWH	\$0.00
October	0.00 MWH	0.00 MWH	0.00 MWH	0.00 MWH	\$0.00
November	0.00 MWH	0.00 MWH	0.00 MWH	0.00 MWH	\$0.00
December	0.00 MWH	0.00 MWH	0.00 MWH	0.00 MWH	\$0.00
	<u>8,289.81 MWH</u>	<u>28,149.20 MWH</u>	<u>34,754.75 MWH</u>	<u>19,007.12 MWH</u>	<u>\$6,627,830.65</u>



Northern Sierra Precipitation: 8-Station Index, May 17, 2022





SOUTH FEATHER WATER & POWER AGENCY

TO: Board of Directors

FROM: Rath Moseley, General Manager

DATE: May 19, 2022

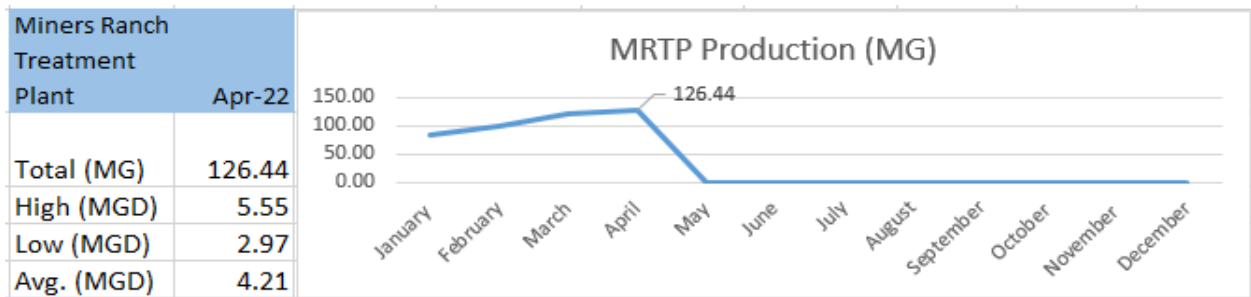
RE: General Information (regarding matters not scheduled on the agenda)
5/24/22 Board of Directors Meeting

Domestic Water Treatment Operations

The total Miners Ranch Treatment Plant (MRTP) treated water production for the month of April totaled 126.44 million gallons. Increase of 5% from previous month.

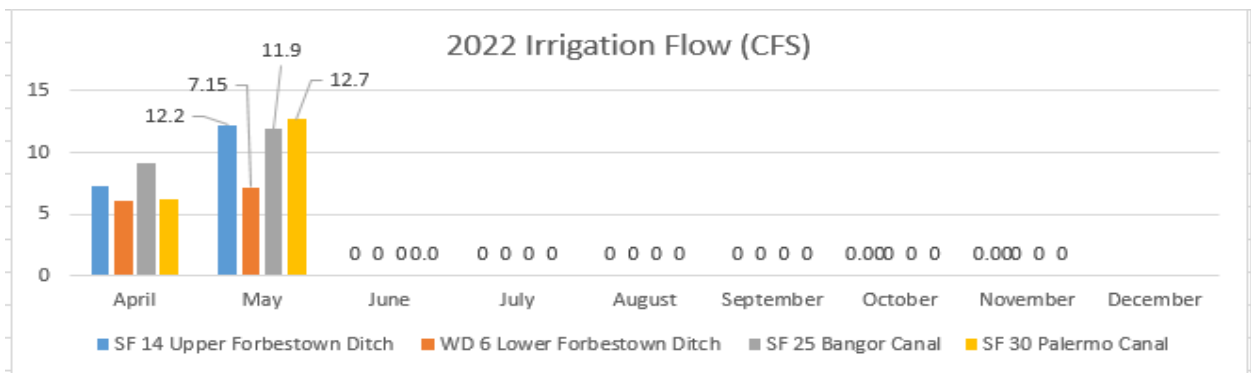
The total Bangor Treatment Plant (BTP) treated water production for the month of April totaled .385 million gallons. Increase of 20.5% from previous month.

The Red Hawk Ranch Pump Station raw water total flow for April is 639,022 gallons.

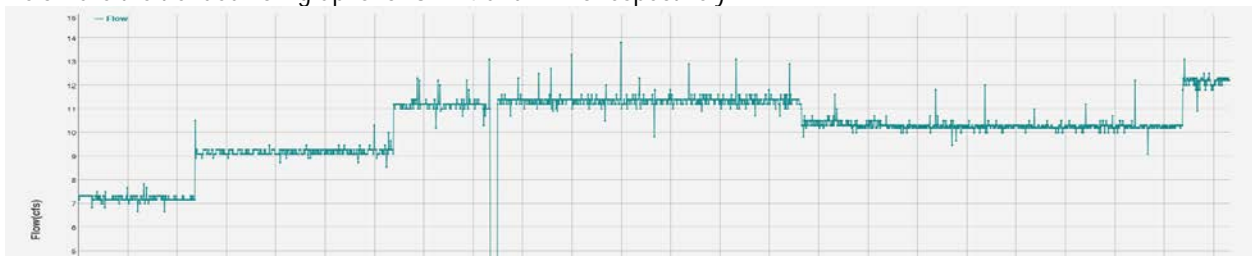


Irrigation Water Operations

Irrigation uptime since April 15th has been 100%. Maintenance continues on the Palermo Canal and the Lower Forebestown ditch conveyance systems.



Below are the trended flow graphs for SF-14 and WD-6 respectively.



SF-14



WD-6

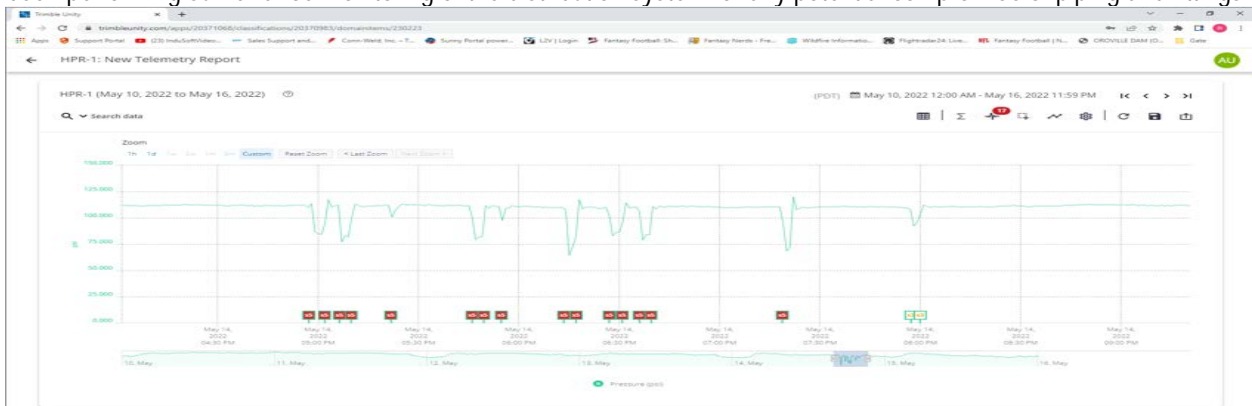
District Wide Water Operations

There has been a continued focus on water leaks identification/repair and vegetation management across the district. A very large gray pine fell on the Palermo canal and immediate vertical wall containment was required as the fallen tree was removed. Staff's quick response resulted in no water loss and the canal has been repaired.

Below are the highlights of activity in recent weeks.

May-22	Install Backflows	Install Main	Weed Abatement	Replace Gate Valve	Ditch Maintenance	Leak Repair	Install Service	Remove Tree	Hydro Flow Tests
	Heritage	Old Olive Hwy.	Disrict	Putnam	District Wide	Via Canela	Koa	Palermo Canal	Cal Fire List of Locations
	Oakvale					Beaver Rd.			
	Sierra Heights					Tennessee Ln.			
	Lower Wyandotte					La Mirada Skyline			
						Kelly Ridge Rd.			
						Olive Hwy.			
						Gray Fox			
						Brougham			
						Linda Loma			

The May 18th fire in Palermo resulted in large spikes (infrastructure hammering) in the domestic system. Staff has been performing surveillance monitoring of the distribution system for any potential compromise of piping and fittings.



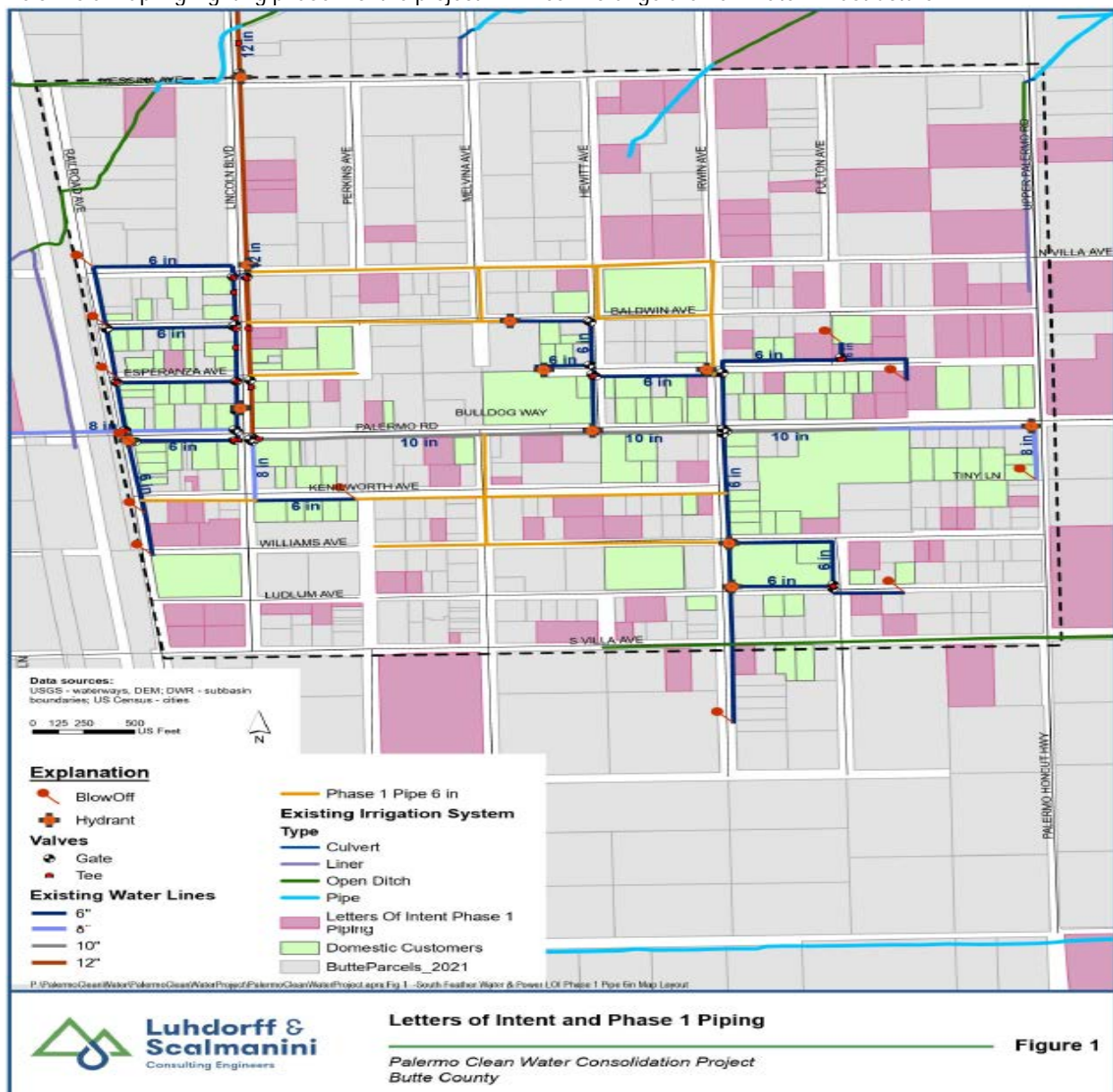
Palermo Water Consolidation Project

A meeting was held with Butte County, Luhdorff & Scalmanini (Consulting Engineers) and SF on project updates for funding, construction phases, annexation and schedule.

SF is creating the Bill of Materials for all components to support phase 1. Both costs and lead times have increased since project conception. The application for annexation has been submitted to LAFCO and funds need to be paid for continuation of the annexation process. Next steps would be LAFCO staff review, board review, public comment period and final adoption.

The current schedule shows a July start date for construction but this timeline will be adjusted based on receipt of components.

Below is a map highlighting phase 1 of the project. All lines in orange are new water infrastructure.



November 8, 2022 General Election

The upcoming General District Election has four positions up for election.

Director, Division 1 (4 year term) – current director Tod Hickman

Director Division 3 (4 year term) – current Dennis Moreland

Director Division 5 (4 year term) – John Starr

Director Division 4 (2 year term) – Ruth Wright

If choosing to seek re-election, each candidate must submit Nomination Documents to the elections office which include a Declaration of Candidacy. Within the next couple of months, deadline dates will be provided by the County for document submission and is typically between July and August.

Water Storage Feasibility

Advisian has been developing a third revision of water storage feasibility analysis proposal specific to the Swedes Flat area. As of this writing it was communicated that a proposal package will be submitted on Monday May 23rd. Upon receipt of proposal the GM will present to the board for general discussion but no action can be taken until listed on an agenda as a business item at a future public board meeting.



SOUTH FEATHER WATER & POWER AGENCY

TO: Board of Directors

FROM: Jaymie Perrin, Environmental Health & Safety Manager

DATE: May 16th, 2022

RE: Business Item – Board Adoption of Increasing the “Failure to Report Usage Fee”
05/24/2022 Board of Directors Meeting

Increase Fee Amount = Failure - To - Report Usage Fee

Staff respectfully requests that the board consider adopting the proposed increase to the fees schedule line regarding “failure to report usage fee”, specific to the district’s bulk water/construction meter program. Currently, the late fee is \$20.00, however staff believes an increase to \$78.50 accurately reflects the costs involved to obtain a reading from the customer to ensure monthly reporting is accurate and complete.

Prior to the recent revisions of this program, readings were not followed up on a regular basis when a construction meter customer did not obliged to the monthly reporting expectation (reading due the 15th of every month). Operationally, this creates not only a monthly consumption reporting challenge, but also a billing challenge; especially when it occurs over an extended period of time.

These efforts are especially critical during drought conditions and the agency’s obligation to be responding to the state’s request of a 15% reduction in water usage.

If approved by the board of directors, staff will notify the current construction meter customers on the change and implement the fee increase beginning in the July 2022 billing cycle.

“I move approval to adopt an increase to the Failure to Report Usage Fee from \$20.00 to \$78.50”



SOUTH FEATHER WATER & POWER AGENCY

TO: Board of Directors

FROM: Jaymie Perrin, Environmental Health & Safety Manager

DATE: May 18th, 2022

RE: Business Item – Board Adoption of Proposed Edits to the Bulk Water Special Use Permit Requirements”
05/24/2022 Board of Directors Meeting

Staff respectfully requests that the board consider adopting the proposed changes in the district's rules and regulations regarding the bulk water special use permit. In the theme of continuous improvement, staff has continued to evaluate the district's bulk fill process(s) as it pertains to balancing the needs of our community, while also upholding our commitment to managing our water supply during critical drought conditions. Continued concerns around illegal water hauling and the unregulated transport for potable purposes continue to be a concern for the district. Proposed changes are highlighted in red and would be reflected on Page 15 of our rules and regulations:

Special Use Permit:

- 1) Ability to pull from **designated** district filling station(s) based on below requirements/ validation process
- 2) Permits are issued per parcel and are valid for three(3) months
- 3) Permits allow for one (1) trip per day, per parcel for up to 2,000 gallons
- 4) Requested Information / Requirements:
 - a. Proof of Property / Parcel Ownership in SFWPA service area (Original, Annexed, Railroad Commission)
 - i. **Parcels with an active irrigation account are excluded from the special use permit process**
 - ii. **Parcels with an active domestic account and under 3 acres are excluded from the special use permit process**
 - b. Proof of potable water source via utility billing or well permit
 - c. Delivery address must match address on proof of insurance, Driver's Licenses, and Vehicle Registration provided on the bulk water fill slip
 - d. Customer provides a statement of **intended** use and acknowledges that field inspection can be completed by an employee of the district
 - e. Customer acknowledges that their fill slips can be included in a Public Records Act Request (Including Law Enforcement and/or all government agencies)

“I move approval to adopt the proposed edits to the requirements of the Bulk Water Special Use Permit”



SOUTH FEATHER WATER & POWER AGENCY

TO: Board of Directors

FROM: Kristen McKillop, Compliance and Regulatory Manager

DATE: May 12, 2022

RE: 2022 Water Supply and Demand Assessment
Implementation of Executive Order N-7-22 Directives
Agenda Item for May 24, 2022 Board of Directors Meeting

HISTORY

In response to the severe drought of 2012-2016, new legislation in 2018 created a Water Shortage Contingency Plan (WSCP) mandate replacing the water shortage contingency analysis under former law. The Agency's WSCP was adopted by the Board of Directors on June 22, 2021, and serves as the Agency's detailed operations plan for water shortages based on local conditions, constraints, and opportunities. The WSCP is a drought-planning tool to help improve preparedness for droughts and other impacts on water supplies, even though there is a low probability of shortage conditions in our specific watershed. A required component of the WSCP spelled out in California Water Code (CWC) §10632.1 outlines that *"an urban water supplier shall conduct an annual water supply and demand assessment...or before June 1 of each year, submit an annual water shortage assessment report to the department with information for anticipated shortage, triggered shortage response actions, compliance and enforcement actions, and communication actions consistent with the supplier's water shortage contingency plan."*

UPDATES

In January 2022, the State Water Resources Control Board adopted emergency water use regulations¹ that apply to all California residents, businesses, and public agencies. Although exemptions can be granted for immediate health and safety needs, these restrictions are expected to remain in place until at least January 2023, and prohibit the following wasteful uses of potable water:

- Outdoor watering that lets water run onto sidewalks and other areas
- Washing vehicles without an automatic shutoff nozzle
- Washing hard surfaces like driveways or sidewalks that don't absorb water
- Street cleaning or construction site preparation
- Filling decorative fountains, lakes, or ponds
- Outdoor watering within 48 hours after it rains at least 1/4 inch of rainfall
- Watering ornamental turf on public medians

The April Board packet included the March 28, 2022 Executive Order N-7-22 issued by Governor Gavin Newsom which outlines specific conservation and reporting expectations during this

continued multiyear drought. As directed in the executive order, the State Water Resources Control Board is set to adopt their Draft Operative Conservation Provisions Of Emergency Regulations at their May 24, 2022 Board meeting, including the following Urban Drought Response Actions required of urban water suppliers:

- Each urban water supplier shall submit to the Department of Water Resources a preliminary annual water supply and demand assessment consistent with section 10632.1 of the Water Code no later than June 1, 2022, and submit a final annual water supply and demand assessment to the Department of Water Resources no later than the deadline of July 1 established by CWC § 10632.1.
- Each UWS that has submitted a water shortage contingency plan to the Department of Water Resources shall implement by June 10, 2022, at a minimum, the demand reduction actions identified in the supplier's water shortage contingency plan adopted under CWC § 10632 for a shortage level of up to twenty percent (Level 2).

CURRENT STATUS

The Agency's WSCP outlines that staff will present the Annual Assessment to the Board of Directors annually during the May Board meeting of each year. The following presentation outline comprehensive hydrologic conditions for the previous and current water year conditions based on the last snow surveys conducted by SFWPA and DWR staff. Consumption data is routinely presented to the Board of Directors, however the consumption use is also summarized in this Annual Assessment in order for the Board to be fully informed as to whether or not any specific shortage response actions are necessary.

Key data sets to be presented to the Board include:

- SFWPA hydrologic data for reservoirs and streams in the Hydropower Project system
- Annual customer demand for both domestic and raw water
- Previous water year and to date water year supply availability
- Conveyance, treatment and distribution conditions
- Any other locally applicable factors

The attached presentation and state data tables demonstrate that the Agency continues to benefit from developed water supply that will adequately cover demand for both treated and raw water needs for the foreseeable future.

In a typical year, if the available water supply remains greater than customer demand, then no further action would be required. However, if in any given year, the WSCP may be enacted based on a number of conditions, including:

- An actual or potential local water supply restriction or emergency affecting the SFWPA system;
- A collective recommendation from Butte County Water and Resource Conservation and the City of Oroville;
- A formal water supply shortage notification by the Governor.

The Agency will comply with the Governor's Executive Order directing that demand reduction actions outlined in the WSCP equal to 20 percent. The Board and the Agency have the flexibility to choose locally-appropriate actions consistent with CWC §10632.2, as long as they achieve a 20 percent reduction in water use.

The following are SFWPA Stage 1 and 2 conservation measures:

Submittal Table 8-1 Water Shortage Contingency Plan Levels		
Shortage Level	Percent Shortage Range	Shortage Response Actions (Narrative description)
1	Up to 10%	The Agency will continually provide public information on basic water conservation measure and promote water wise Best Management Practices for residential, commercial and irrigation use.
2	Up to 20%	The Agency will provide specific information regarding current hydrologic conditions to the Board of Directors and the public. The public will be requested to eliminate all water wasting activities.

The following list presents the correlating proposed model water shortage response actions developed by DWR and deemed appropriate for a Level 2 shortage, correlate to the Agency's adopted Water Shortage Contingency Plan Levels, and represent options for achieving the up to 20 percent conservation.

Expanded information campaigns

Campaigns may include public information and outreach via email, paper mail, bill inserts, customer app notifications, news articles, websites, community events, radio and television, billboards, and social media.

Eliminate water-wasting practices

Suppliers must implement and enforce prohibitions that target water waste and certain practices, including:

- Runoff onto non-irrigated areas, walkways, roadways, parking lots, or other hard surfaces.
- Unfixed leaks and broken or defective plumbing (including but not limited to leaking toilet flapper valves) and irrigation systems.
- Use of hoses not fitted with automatic shut-off nozzles
- Serving of water in restaurants except on request
- Laundering towels and linens daily in hotels without providing guests an opt-out option
- Eliminate filling of non-recirculating fountains
- Eliminate use of potable supplies for decorative water features

Agency staff have begun the process of incorporating the Save Our Water outreach materials into the website content and billing mailers. The elimination of water wasting of any kind, along with thoughtfully planned irrigation practices can help the Agency comply with conservation efforts.

RECOMMENDATION

Receive the 2022 Water Supply and Demand Assessment for information and direct staff to submit the report to the respective state agencies, and due to the formal water supply shortage defined by the Governor adopt Resolution **2022-24-05-XYZ** in order to implement the demand

reduction actions identified in the Water Shortage Contingency Plan.

“I move adoption of Resolution 2022-24-05-XYZ, Implementation of the 2020 Water Shortage Contingency Plan Stage 2 Shortage Response Actions and authorize and direct the General Manager to file the Water Supply and Demand Assessment report with the California Department of Water Resources by June 1, 2022 and with the State Water Resources Control Board not later than July 1, 2022.”

¹ https://www.waterboards.ca.gov/water_issues/programs/conservation_portal/regs/emergency_regulation.html



SOUTH FEATHER WATER & POWER AGENCY

RESOLUTION OF THE BOARD OF DIRECTORS

Resolution **2022-24-05**

IMPLEMENTATION OF THE 2020 WATER SHORTAGE CONTINGENCY PLAN STAGE 2 SHORTAGE RESPONSE ACTIONS

WHEREAS, the State of California is now in its third consecutive year of drought, and

WHEREAS, on March 28, 2022, Governor Newsom enacted Executive Order N-7-22 to address drought conditions after the driest first three months of a year in the state's recorded history, and

WHEREAS, the South Feather Water and Power Agency adopted its Water Shortage Contingency Plan on June 22, 2021 by Resolution 21-06-02, and

WHEREAS, the California Water Code §10632(a) requires that Urban Water Suppliers include in their Water Shortage Contingency Plans locally appropriate shortage response actions which align with standardized levels of shortage, and

WHEREAS, the State Water Resource Control Board has adopted emergency provisions to prevent the unreasonable use of water and to promote water conservation, and

WHEREAS, the Executive Order implores all Californians to limit summertime water use and to use water more efficiently indoors and out, and

WHEREAS, the water supply conditions within the South Fork Feather River Watershed will adequately support Agency demands, yet the Agency intends to comply with the local and statewide water shortage response actions as referenced herein,

NOW, THEREFORE, THE BOARD OF DIRECTORS OF SOUTH FEATHER WATER AND POWER AGENCY DO HEREBY RESOLVE AS FOLLOWS:

SECTION 1. Implement the Level 2 Water Shortage Response Actions as outlined in the adopted Water Shortage Contingency Plan.

SECTION 2. The General Manager is hereby authorized to submit the annual Water Supply and Demand Assessment as presented.

PASSED AND ADOPTED by the Board of Directors of the South Feather Water and Power Agency at the regular monthly meeting of said Board on the 24th day of May 2022 by the following votes:

AYES:

NOES:

ABSTAINED:

ABSENT:

Tod Hickman, President

Rath T. Moseley, Secretary



South Feather Water & Power

2022 Annual Water Supply & Demand Assessment

**Board of Directors Meeting
May 24, 2022**

WSCP Regulatory Requirements

CWC §10632.1 - An urban water supplier shall conduct an *annual water supply and demand assessment*...on or before July 1 of each year, submit an annual water shortage assessment report to the department.

CWC §10632.3 - ...Upon proclamation by the Governor of a state of emergency under the California Emergency Services Act...based on drought conditions, the board defer to implementation of locally adopted *water shortage contingency plans* to the extent practicable.

Water Conservation Emergency Regulation – January 2022

Executive Order N-7-22 – March 28, 2022

Emergency Rulemaking – May 24, 2022

Water Supply & Demand Assessment

Key data sets to be presented to the Board include:

- SFWPA hydrologic data for reservoirs and streams in the Hydropower Project system
- Annual customer demand for both domestic and raw water
- Previous water year and to date water year supply availability
- Conveyance, treatment and distribution conditions
- Any other locally applicable factors

Water Supply & Demand Data Sets

Hydrologic Data

- Statewide Conditions
- North State Conditions
- Local Watershed-Scale Conditions

Supply Availability

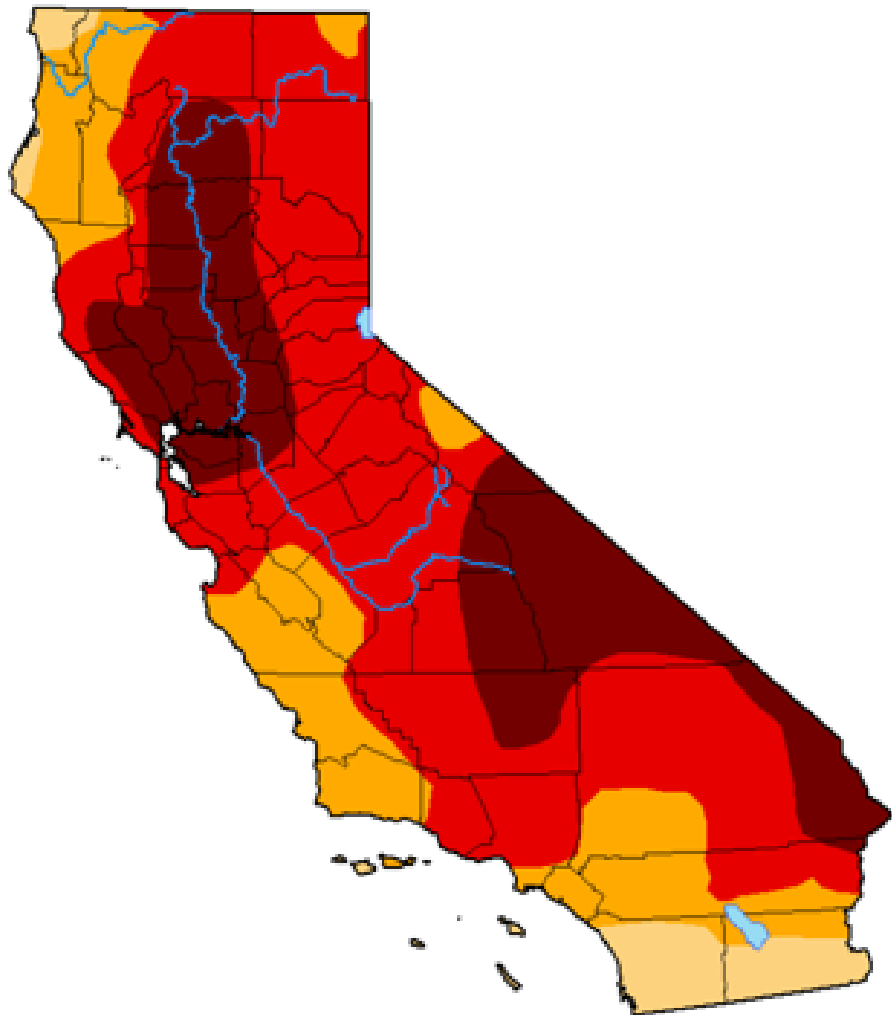
- Watershed Yield compared to Demand

Historic Consumption

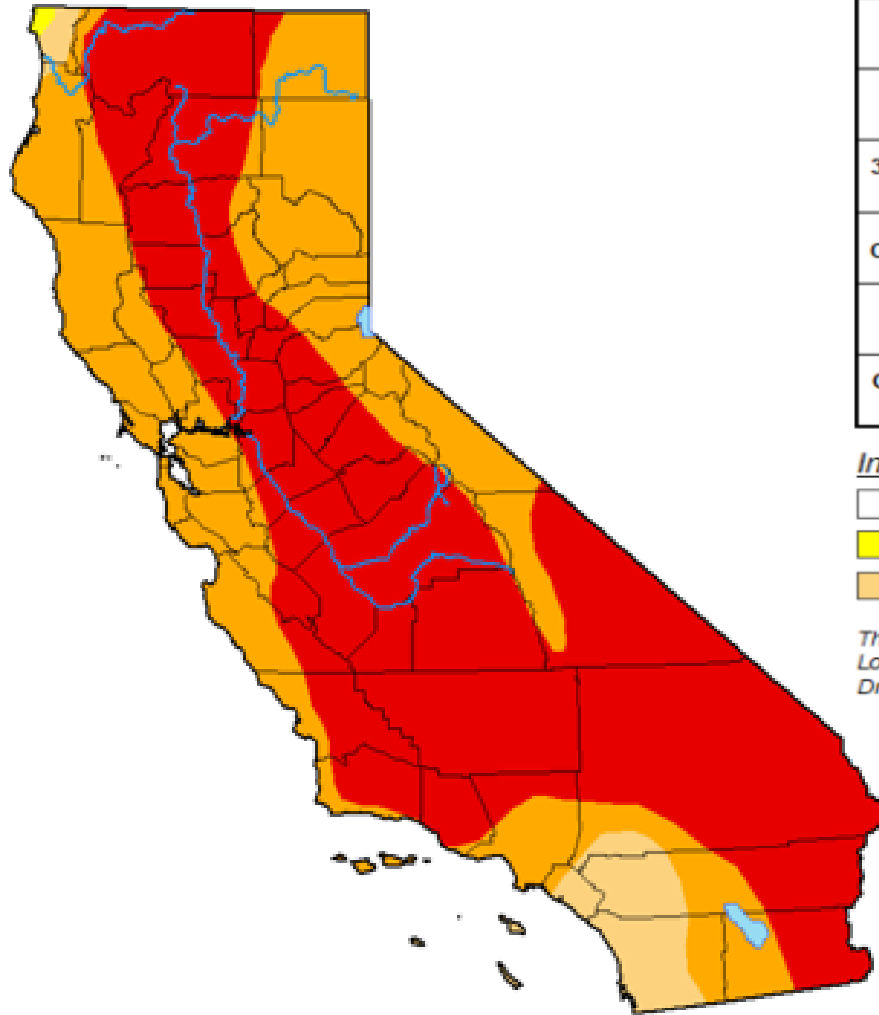
- Raw Water Consumption
- Treated Water Consumption

Statewide Drought Conditions

May 25, 2021



May 10, 2022



Drought Conditions (Percent Area)

	None	D0-D4	D1-D4	D2-D4	D3-D4	D4
Current	0.00	100.00	99.86	95.14	59.81	0.00
Last Week <i>05-03-2022</i>	0.00	100.00	100.00	95.18	40.51	0.00
3 Months Ago <i>02-08-2022</i>	0.00	100.00	99.25	66.39	1.39	0.00
Start of Calendar Year <i>01-04-2022</i>	0.00	100.00	99.30	67.62	16.60	0.84
Start of Water Year <i>09-28-2021</i>	0.00	100.00	100.00	93.93	87.88	45.66
One Year Ago <i>05-11-2021</i>	0.00	100.00	100.00	94.31	73.33	13.53

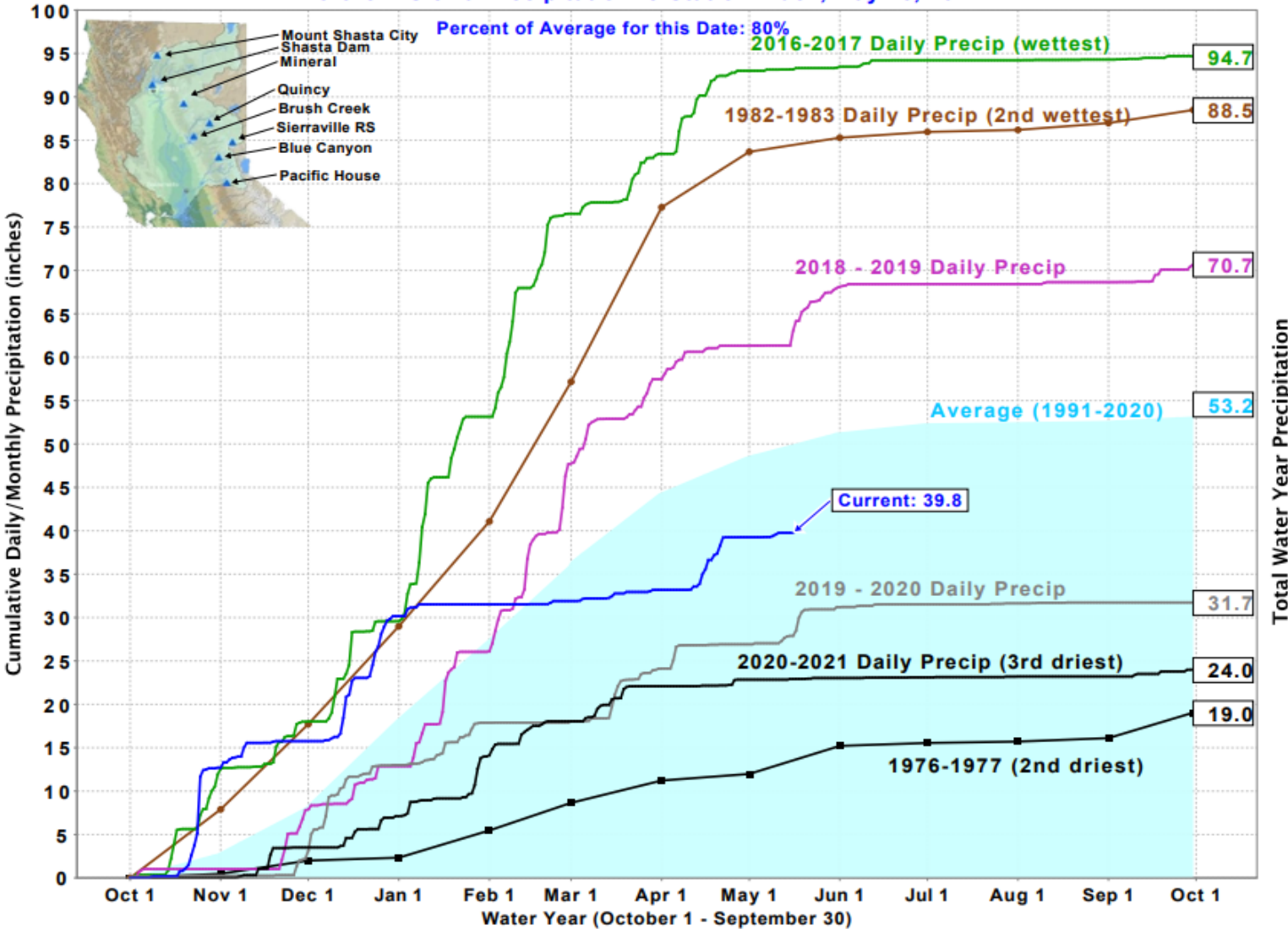
Intensity:

- None
- D0 Abnormally Dry
- D1 Moderate Drought
- D2 Severe Drought
- D3 Extreme Drought
- D4 Exceptional Drought

The Drought Monitor focuses on broad-scale conditions. Local conditions may vary. For more information on the Drought Monitor, go to <https://droughtmonitor.unl.edu/About.aspx>

North State & Statewide Precip Conditions

Northern Sierra Precipitation: 8-Station Index, May 16, 2022



Precipitation Statistics (period of record: 1981-current)

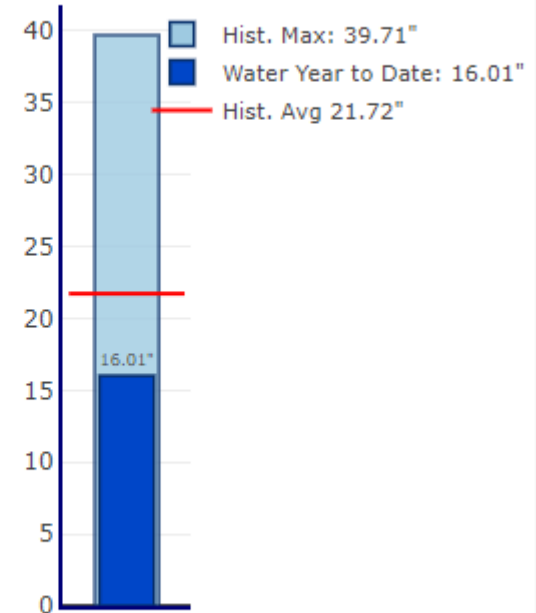
Statewide as of
05/16/2022

Water Year to Date:
16.01"

% of Average: **74%**
Precipitation % of
average for full water
year through September
30th: **68%**

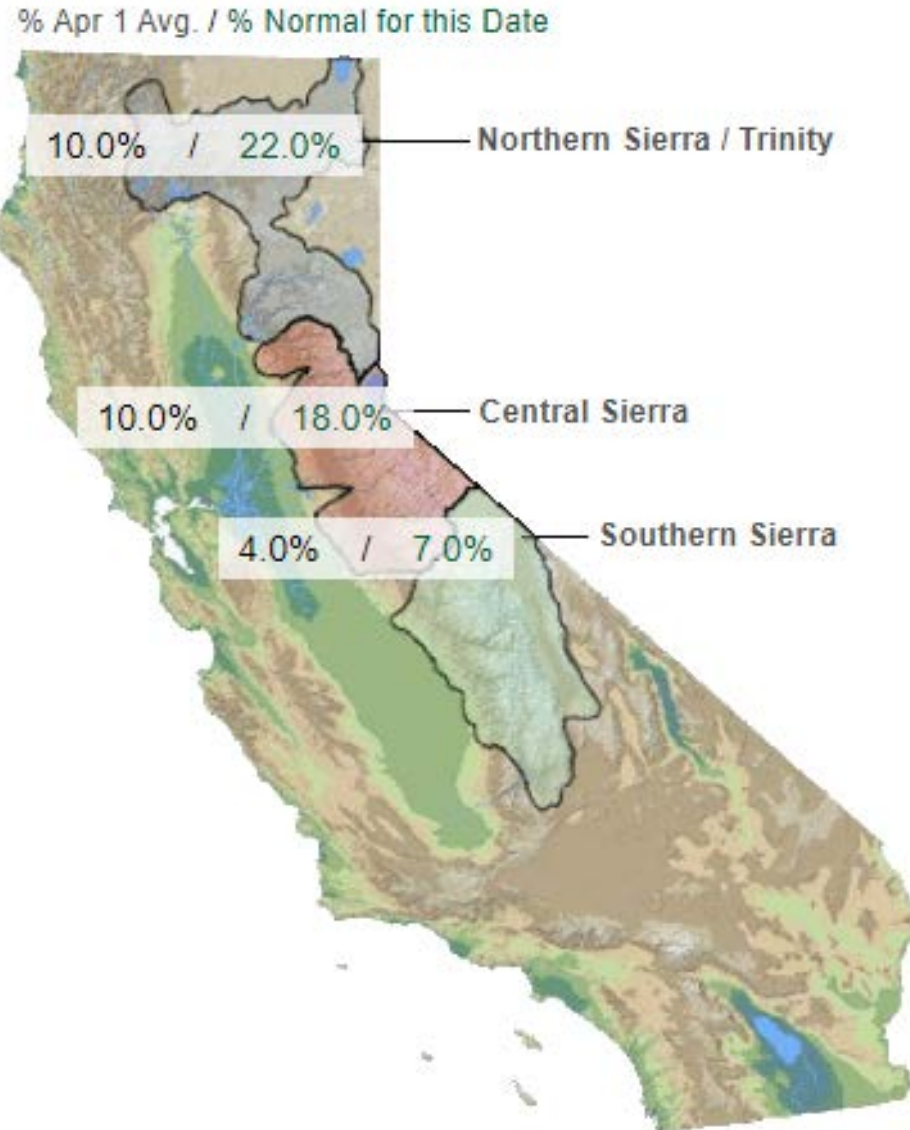
Historical Record to
Date:

Max: **39.71"**
Mean: **21.72"**
Min: **10.95"**

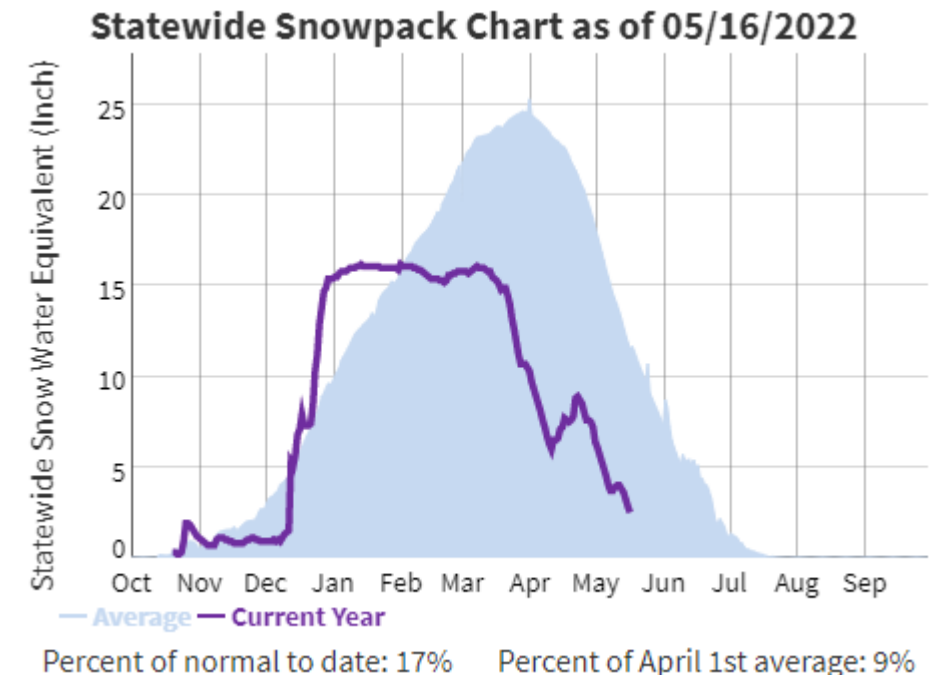


Precipitation for water year to date is
74% of historical average

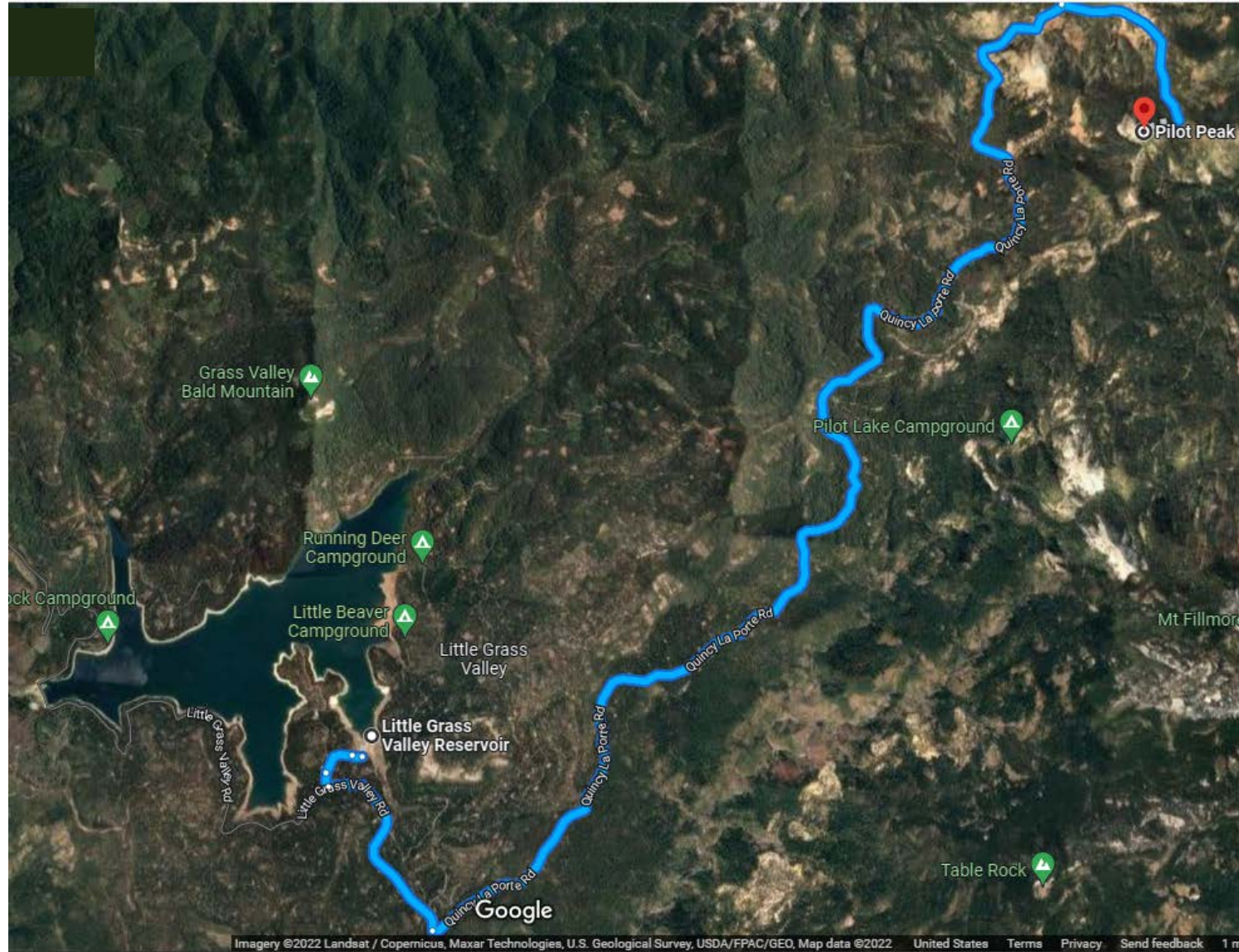
North State & Statewide Snow Conditions



NORTH	
Data For: 17-May-2022	
Number of Stations Reporting	29
Average snow water equivalent	2.9"
Percent of April 1 Average	10%
Percent of normal for this date	22%

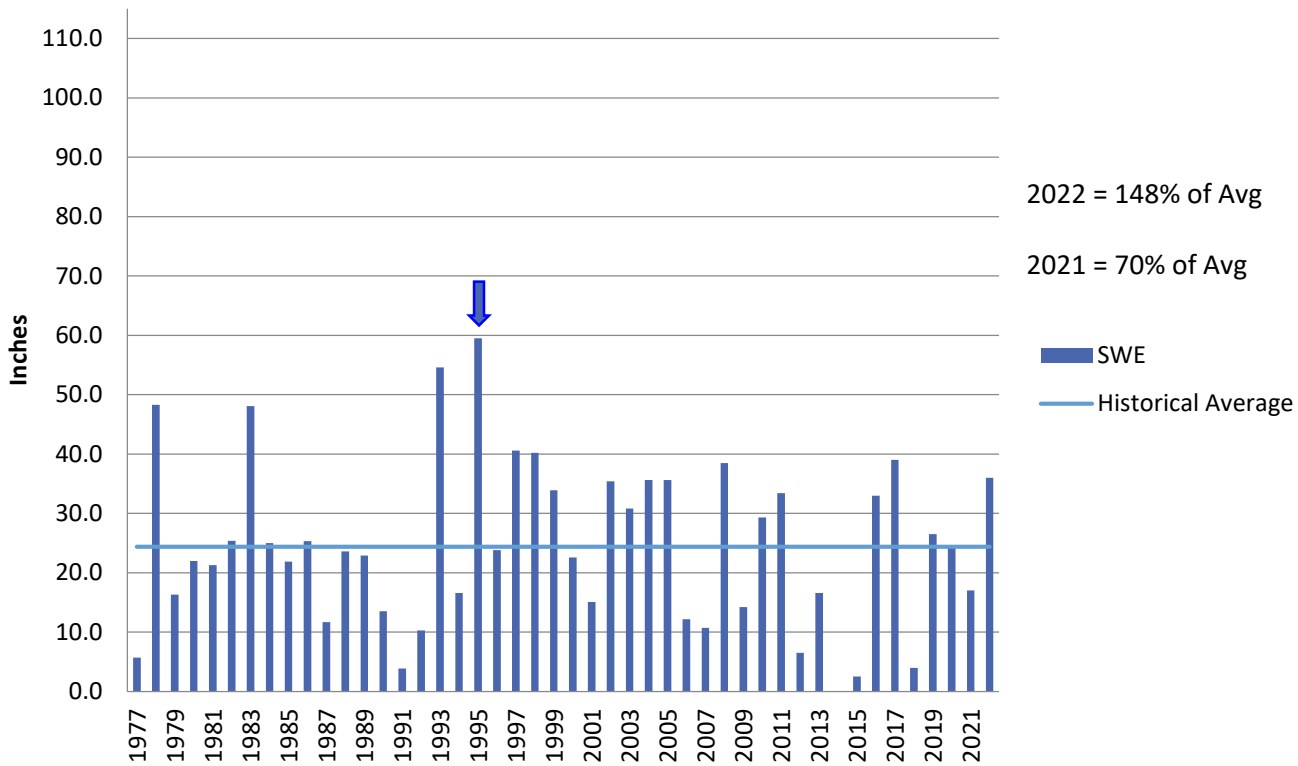


South Fork Watershed Snow Conditions

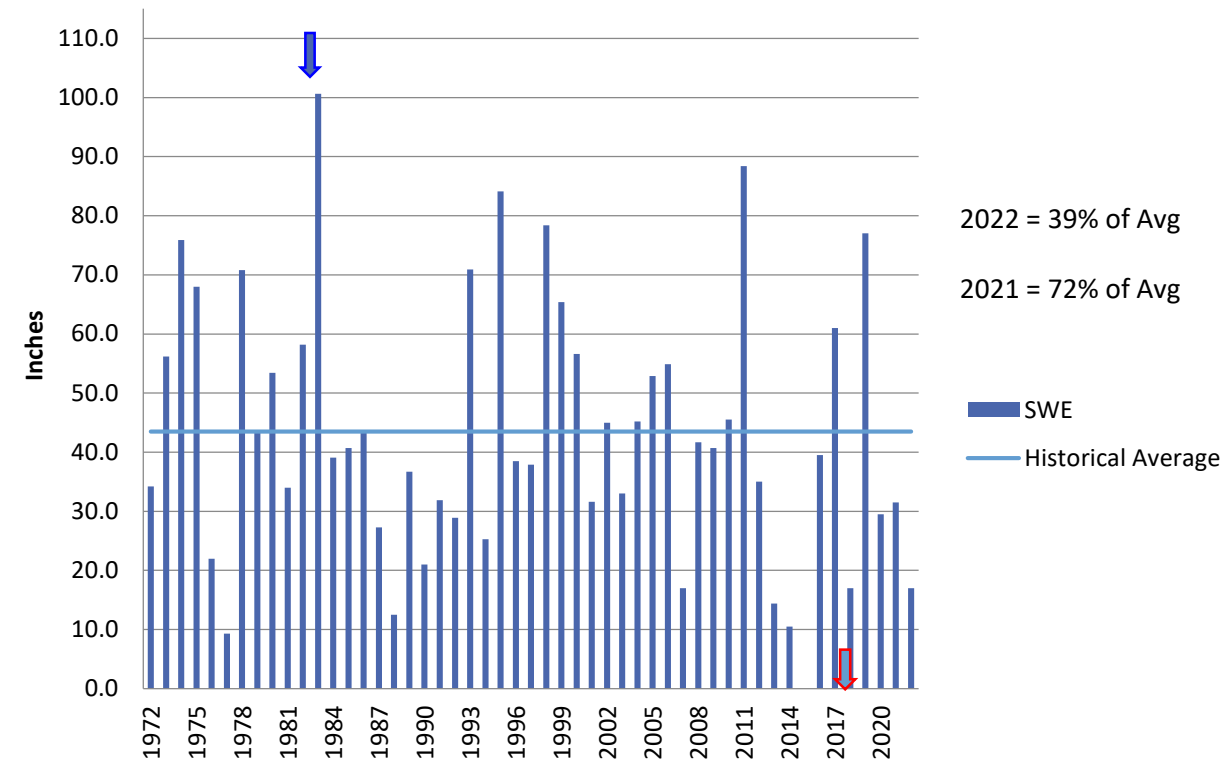


South Fork Watershed Snow Conditions

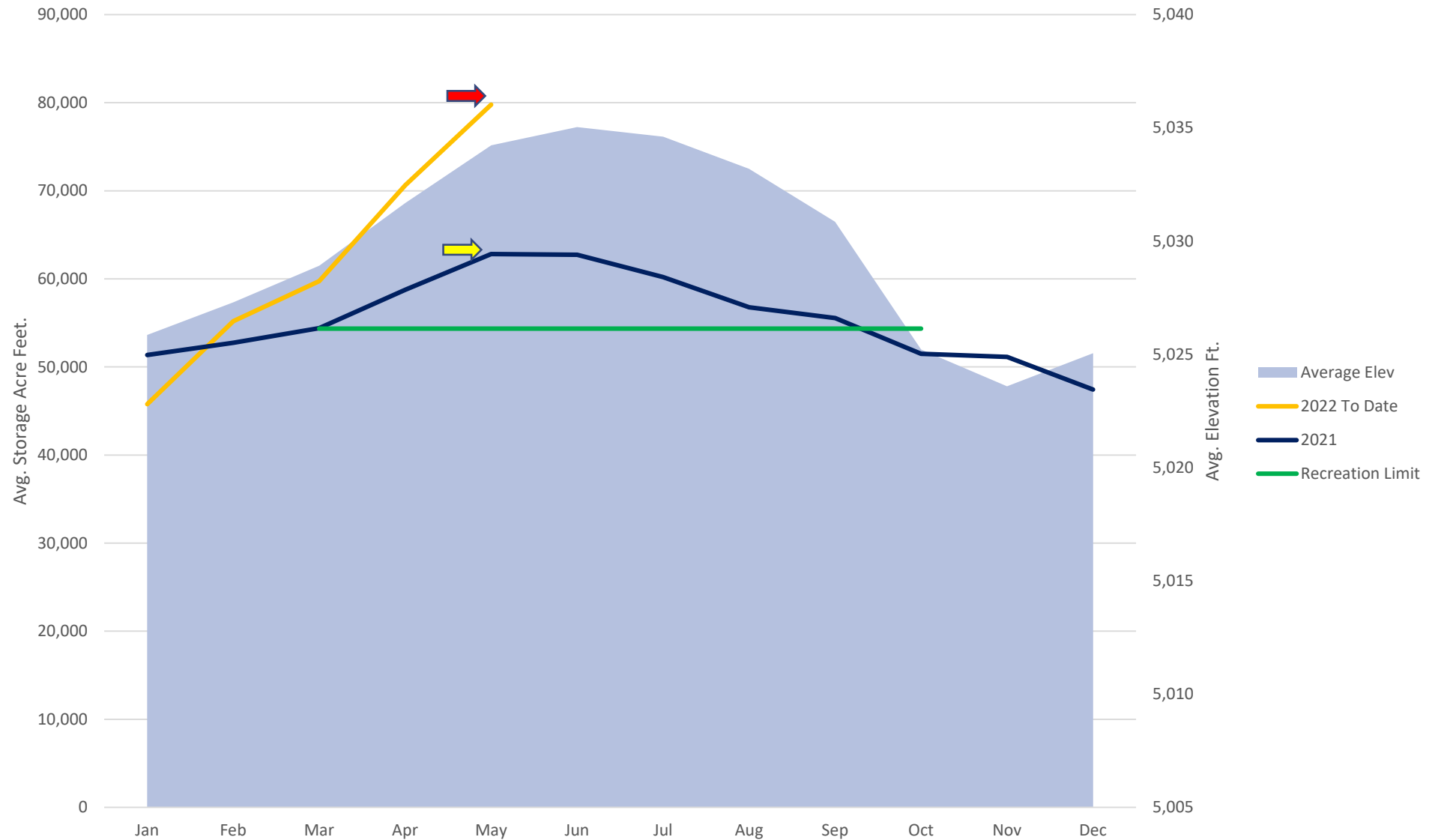
**Pilot Peak
February Snow Water Equivalent**



**Pilot Peak
April Snow Water Equivalent**

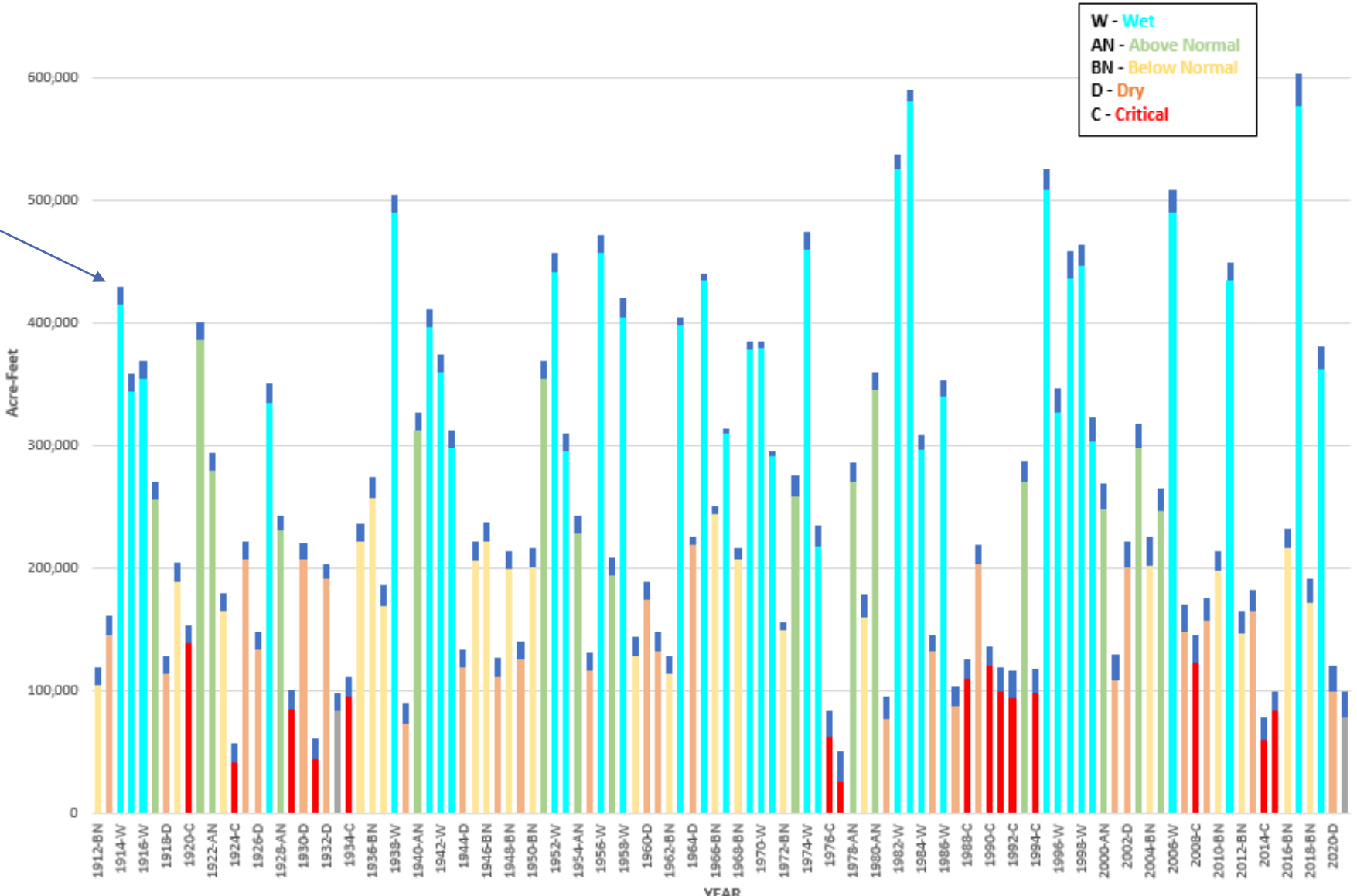


Little Grass Valley Reservoir Storage

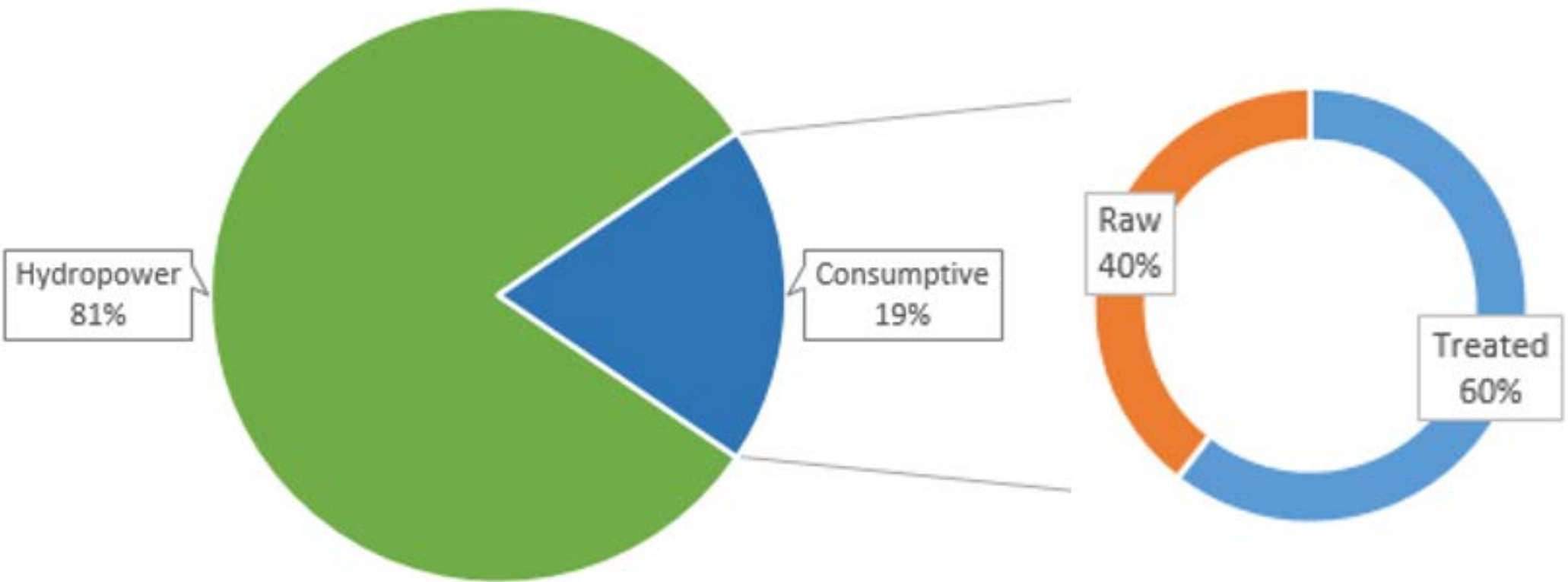


South Fork Feather River Watershed Supply

Annual
Consumptive
Use



South Fork Feather River Watershed Uses



SFWPA – 2021 Consumption (MG)

Month	Treated	Supply Surplus	Raw	Supply Surplus
January	79	435%	22	822%
February	52	347%	16	785%
March	62	289%	18	591%
April	105	208%	36	295%
May	141	140%	120	84%
June	214	58%	198	12%
July	252	34%	156	1%
August	254	33%	153	16%
September	232	46%	207	7%
October	175	94%	124	36%
November	78	334%	40	288%
December	62	447%	23	720%

Summary

- SFWPA continues to benefit from developed water supply that will adequately cover demand for both treated and raw water needs for the foreseeable future.
- The Agency will comply with the Governor's directive to implement demand reduction actions outlined in the WSCP equal to 20% reduction.
- The Agency takes seriously the charge to protect the resource for all available beneficial uses, and will continue to enhance data sets utilized in the Annual Assessments.

Next Steps

- QUESTIONS?
- Authorizing General Manager to submit the 2022 Water Supply & Demand Assessment, and Adopt Resolution to implement Water Shortage Contingency Plan Levels 1 and 2.

Table 1. Annual Assessment Information

Annual Assessment Information (Required)	
Year Covered By This Shortage Report	
Start: July 1,	2022
End: June 30,	2023
Supplier's Annual Assessment Planning Cyclic	
Start Month:	July
End Month:	June
Data Reporting Interval Used: MONTHLY	
Volume Unit for Reported Supply and Demand <i>(Must use the same unit throughout)</i>	MG
Water Supplier's Contact Information	
Water Supplier's Name	South Feather Water & Power Agency
Contact Name:	Kristen McKillop
Contact Title	Regulatory Compliance Manager
Street Address:	2310 Oro-Quincy Highway
ZIP Code:	95966
Phone Number	530-534-1221
Email Address:	kmckillop@southfeather.com
Report Preparer's Contact Information <i>(if different from above)</i>	
Preparer's Organization Name	
Preparer's Contact Name	
Phone Number	
Email Address:	
Supplier's Water Shortage Contingency Plan	
WSCP Title	SFWPA 2020 Water Shortage Contingency Plan
WSCP Adoption Date	6/22/2021
Other Annual Assessment Related Activities (Optional)	
Activity	Timeline/ Outcomes / Links / Note
Annual Assessment/ Shortage Report Title	SFWPA 2022 Water Supply and Demand Assessment
Annual Assessment / Shortage Report Approval Date	5/24/2022
Other Annual Assessment Related Activities	Optional

Table 2: Water Demand¹

Use Type	Start Year: 2022		Volumetric Unit Used ² : MG													
Drop-down list May select each use multiple times These are the only Use Types that will be recognized by the WUedata online submittal tool (Add additional rows as needed)	Additional Description (as needed)	Level of Treatment for Non-Potable Supplies Drop-down list	Projected Water Demands - Volume ³													Total by Water Demand Type
			Jul	Aug	Sep	Oct	Nov	Dec	Jan	Feb	Mar	Apr	May	Jun		
Demands Served by Potable Supplies																
Other Potable			208.84	209.06	191.43	142.54	63.36	48.77	50.3	56.43	67.86	86.52	110.2	169.33	1404.64	
Multi-Family			13.4	12.03	13.5	11.25	7.19	6.43	6.48	5.73	6.56	9.39	9.4	10.98	112.34	
Commercial			17.6	21.09	17.68	13.16	4.88	4.19	4.41	10.89	8.86	9.26	12.47	21.54	146.03	
Industrial			0.05	0.04	0.04	0.04	0.01	0.01	0.01	0.01	0.01	0.02	0.03	0.05	0.32	
Institutional/Governmental			7.7	7.85	6.54	6.15	2.23	2.39	2.06	2.03	3.05	3.61	5.24	7.7	56.55	
Landscape			0.06	0.06	0.05	0.04	0.01	0	0	0	0.01	0.02	0.05	0.06	0.36	
Agricultural irrigation			3.81	3.59	2.55	1.7	0.31	0.2	0.1	0.68	0.83	0.75	3.41	3.81	21.74	
															0	
															0	
Losses			0.54	0.28	0.21	0.12	0.01	0.01	0.04	0.01	0.02	0.38	0.2	0.53	2.35	
Total by Month (Potable)			252	254	232	175	78	62	63.4	75.78	87.2	109.95	141	214	1744.33	
Demands Served by Non-Potable Supplies																
Agricultural irrigation	Raw water		220	191	207	163	57	27	24	25	32	56	120	198	1320	
															0	
															0	
															0	
															0	
Total by Month (Non-Potable)			220	191	207	163	57	27	24	25	32	56	120	198	1320	

Notes: Calendar Year 2021 (Jul-Dec) and 2022 (Jan-Apr) Consumption Reports used for content. May & June #s are from 2021 because report must be submitted June 1. Water Year Index classification for Sac Valley was Dry.

¹ Projections are based on best available data at time of submitting the report and actual demand volumes could be different due to many factors.

² Units of measure (AF, CCF, MG) must remain consistent.

³ When opting to provide other than monthly volumes (bi-monthly, quarterly, or annual), please see directions on entering data for Projected Water Demand in the Table Instructions.

Optional (for comparison purposes)	Jul	Aug	Sep	Oct	Nov	Dec	Jan	Feb	Mar	Apr	May	Jun	Total
Last year's total demand	472	444	439	337	135	89	105	71	80	141	261	412	2,986
Two years ago total demand	314	295	317	261	184	144	131	131	141	139	189	271	2,517
Three years ago total demand	227	256	242	191	137	104	81	79	80	79	112	172	1,760
Four years ago total demand	234	525	222	190	132	101	81	80	80	78	137	204	2,064

Table 3: Water Supply ¹																		
Water Supply		Start Year: 2022			Volumetric Unit Used ² : MG										Water Quality		Total Right or Safe Yield* (optional)	
Drop-down List May use each category multiple times. These are the only water supply categories that will be recognized by the WUEdata online submittal tool (Add additional rows as needed)		Additional Detail on Water Supply	Projected Water Supplies - Volume ³												Drop-down List			
	Jul		Aug	Sep	Oct	Nov	Dec	Jan	Feb	Mar	Apr	May	Jun	Total by Water Supply Type				
Potable Supplies																		
Surface water (not desal.)			338.9	338.9	338.9	338.9	338.9	338.9	338.9	338.9	338.9	338.9	338.9	338.9	338.9	4066.8		
															0			
															0			
															0			
															0			
															0			
															0			
															0			
															0			
Total by Month (Potable)			338.9	338.9	338.9	338.9	338.9	338.9	338.9	338.9	338.9	338.9	338.9	338.9	4066.8		0	
Non-Potable Supplies																		
Surface water (not desal.)			221.27	221.27	221.27	221.27	221.27	221.27	221.27	221.27	221.27	221.27	221.27	221.27	2655.24			
															0			
															0			
															0			
															0			
Total by Month (Non-Potable)			221.27	221.27	221.27	221.27	221.27	221.27	221.27	221.27	221.27	221.27	221.27	221.27	2655.24		0	
Notes: 2021 Consumptive watershed yield was 6,722 MG. Potable consumption will be 60.5% and Non-potable use will be 39.5%, and the total is assigned as such over 12 months.																		
¹ Projections are based on best available data at time of submitting the report and actual supply volumes could be different due to many factors. ² Units of measure (AF, CCF, MG) must remain consistent. ³ When opting to provide other than monthly volumes (bi-monthly, quarterly, or annual), please see directions on entering data for Projected Water Supplies in the Table Instructions.																		

Optional (for comparison purposes)	Jul	Aug	Sep	Oct	Nov	Dec	Jan	Feb	Mar	Apr	May	Jun	Total
eAR Reported Total Water Supplies	287	256	226	151	83	80	79	72	89	153	229	265	1,969

Table 4(P): Potable Water Shortage Assessment ¹	Start Year: 2022						Volumetric Unit Used ² :					MG	Total
	Jul	Aug	Sep	Oct	Nov	Dec	Jan	Feb	Mar	Apr	May	Jun ³	
Anticipated Unconstrained Demand	252.0	254.0	232.0	175.0	78.0	62.0	63.4	75.8	87.2	110.0	141.0	214.0	1744.33
Anticipated Total Water Supply	338.9	338.9	338.9	338.9	338.9	338.9	338.9	338.9	338.9	338.9	338.9	338.9	4066.80
Surplus/Shortage w/o WSCP Action	86.9	84.9	106.9	163.9	260.9	276.9	275.5	263.1	251.7	229.0	197.9	124.9	2,322.5
% Surplus/Shortage w/o WSCP Action	34%	33%	46%	94%	334%	447%	435%	347%	289%	208%	140%	58%	133%
State Standard Shortage Level	0	0	0	0	0	0	0	0	0	0	0	0	0
Planned WSCP Actions													
Benefit from WSCP: Supply Augmentation													0.0
Benefit from WSCP: Demand Reduction													0.0
Revised Surplus/Shortage with WSCP	86.9	84.9	106.9	163.9	260.9	276.9	275.5	263.1	251.7	229.0	197.9	124.9	2322.5
% Revised Surplus/Shortage with WSCP	34%	33%	46%	94%	334%	447%	435%	347%	289%	208%	140%	58%	133%

¹ Assessments are based on best available data at time of submitting the report and actual volumes could be different due to many factors.

² Units of measure (AF, CCF, MG) must remain consistent.

³ When optional monthly volumes aren't provided, verify Tables 2 and 3 use the same columns for data entry and are reflected properly in Table 4 and make sure to use those same columns to enter the benefits from Planned WSCP Actions. Please see directions on the shortage balancing exercise in the Table Instructions. If a shortage is projected, the supplier is highly recommended to perform a monthly analysis to more accurately identify the time of shortage.

= Auto calculated	
= From prior tables	
= For manual input	

Table 4(NP): Non-Potable Water Shortage Assessment ¹	Start Year: 2022						Volumetric Unit Used ² :					MG	Total
	Jul	Aug	Sep	Oct	Nov	Dec	Jan	Feb	Mar	Apr	May	Jun ³	
Anticipated Unconstrained Demand: Non-Potable	220.0	191.0	207.0	163.0	57.0	27.0	24.0	25.0	32.0	56.0	120.0	198.0	1,320.00
Anticipated Total Water Supply: Non-Potable	221.3	221.3	221.3	221.3	221.3	221.3	221.3	221.3	221.3	221.3	221.3	221.3	2,655.2
Surplus/Shortage w/o WSCP Action: Non-Potable	1.3	30.3	14.3	58.3	164.3	194.3	197.3	196.3	189.3	165.3	101.3	23.3	1,335.2
% Surplus/Shortage w/o WSCP Action: Non-Potable	1%	16%	7%	36%	288%	720%	822%	785%	591%	295%	84%	12%	101%
Planned WSCP Actions													
Benefit from WSCP: Supply Augmentation													0.0
Benefit from WSCP: Demand Reduction	-2.0	-2.0	-2.0	-2.0	-2.0	-1.0	-1.0	-1.0	-1.0	-2.0	-2.0	-2.0	-20.0
Revised Surplus/Shortage with WSCP	-0.7	28.3	12.3	56.3	162.3	193.3	196.3	195.3	188.3	163.3	99.3	21.3	1315.2
% Revised Surplus/Shortage with WSCP	0%	15%	6%	35%	285%	716%	818%	781%	588%	292%	83%	11%	100%

¹ Assessments are based on best available data at time of submitting the report and actual volumes could be different due to many factors.

² Units of measure (AF, CCF, MG) must remain consistent.

³ When optional monthly volumes aren't provided, verify Tables 2 and 3 use the same columns for data entry and are reflected properly in Table 4 and make sure to use those same columns to enter the benefits from Planned WSCP Actions. Please see directions on the shortage balancing exercise in the Table Instructions. If a shortage is projected, the supplier is highly recommended to perform a monthly analysis to more accurately identify the time of shortage.



SOUTH FEATHER WATER & POWER AGENCY

TO: Board of Directors

FROM: Rath Moseley, General Manager

DATE: May 16, 2022

RE: Strategic Plan
Information Item for 5/24/22 Board of Directors Meeting

The purpose of this information item is to communicate and update status on the five year strategic plan. Several content items within the plan are updated annually and others are long term goals and/or feasibility programs.



5 Year Strategic Plan

2020-2025 Revision 3.0

Table of Contents

1. Communication Plan (Vision and Mission)
2. MSR (Municipal Service Review)
3. Consumer Confidence Report
4. Urban Water Management Plan
5. South Fork Power Project
6. Strategic Goals
7. Organizational Structure and Staffing Plan
8. Performance Improvement Program
9. Five - Year Capital Expenditure Program

Communications Plan

South Feather Water and Power Agency's Board of Directors and staff recognize the critical role of communication towards the strategic direction of the district.

The communications plan reflects careful thought and analysis of the district's diverse audiences towards an understanding of topics including capital expenditures and programs associated with hydro energy production and water treatment infrastructure.

The Strategic Communications Plan is intended to employ strategies and tactics that will provide a foundation for the district's mission and vision to all stakeholders ensuring that SFWPA's commitment to community involvement is consistent with an exceptional level of service and operational effectiveness.

This document is to serve as a guide for multidirectional communication to solicit and convey information to District stakeholders, Board of Directors, Employees and the Greater Community.

Mission Statement

The mission of South Feather Water and Power Agency (SFWPA) is to deliver a dependable supply of safe, quality drinking water to its current and future customers, and a dependable supply of water for irrigation and agricultural users, in an economical, efficient and publicly responsible manner for the benefit of the entire district.

Hydroelectric generation facilities shall be utilized to optimize predictive asset uptime and revenue from power generation, consistent with providing adequate and dependable water supplies to customers while maintaining the highest level of environmental stewardship.

SFWPA is committed to providing its employees a team oriented, safe work environment, encouraging growth and attainment of personal and professional goals.

Vision

Deliver the Best – Water, Energy, Service and Value to the customers we serve.

Core Values

Act with integrity
Be Responsive
Show Respect
Value Relationships

Goals

- **Inform and Educate District Customers**

SFWPA Irrigation and Water Treatment Customer communication philosophy is to provide easy-to-understand information that is professional, friendly and at times conversational.

- **Increase Public Awareness of the District**

The District operates in a spectrum of surrounding public agencies providing similar water services. While the District is not in competition with these agencies, differentiating our self from others by establishing a unique identity will help increase awareness and support for the District and its mission.

Audience

The districts communication network is to inform and educate a diverse audience of raw water and domestic treated

water customers.

Single Family Property Owners:

Property owners are both owner-occupants and landlords that receive information about district services and conservation.

Multi-Tenant Property Owners:

These properties present a unique challenge for messaging related to district services and conservation. Targeted outreach will be geared towards their specific needs.

Low Income Residents:

The district will strive to provide outreach and information related to lower income residents including conservation and educational programs.

Limited English Speakers:

Shifting demographics in the district make it necessary to provide communication options for non-English speaking customers. Outreach may be in the form of in-language collateral.

Builders and Property Developers:

Maintaining consistent communication ensures that the district provides appropriate service for property development.

Key Messages

Value and Service:

SFWPA's commitment to ratepayers goes beyond providing affordable service; the District strives to elevate the value it provides to every customer.

Dependability:

SFWPA's customers have a provider they can depend on for a reliable supply of quality water now and in the future, regardless of emergency, drought or other water conveyance challenges.

Stewardship:

SFWPA is dedicated to ensuring the community's water resource is available for future generations; including educating customers on how to use water in a responsible manner.

Fiscal Responsibility:

SFWPA will use financial resources as efficiently as possible in all aspects of District decisions and ratepayer dollars are treated with respect and care.

Community:

SFWPA is committed to being a community-centered organization that is devoted to building relationships with its customers and the surrounding community.

Implementation

Many of the communication plans are already underway as part of the District's outreach efforts. Specific initiatives will be prioritized and implemented based on this strategic framework.

Municipal Service Review

The South Feather Water and Power Agency municipal service review details formation, boundary, government structure, population and land uses, disadvantaged communities and the provision of water services and facilities.

- Updates to be completed in 2022

Content in the MSR include:

Growth and Population
Infrastructure

Customer Confidence Report "Annual Water Quality"

- Information Narrative
 - Source water
 - Health Information
 - Testing
 - Community
 - Test Results

Urban Water Management Plan (5 Years)

- Plan Preparation
- System Description
- System Water Use
- Baselines, Targets, and Compliance
- Water Supply Characterization
- Water Service Reliability and Drought Risk Assessment
- Water Shortage Contingency Planning
- Demand Management Measures

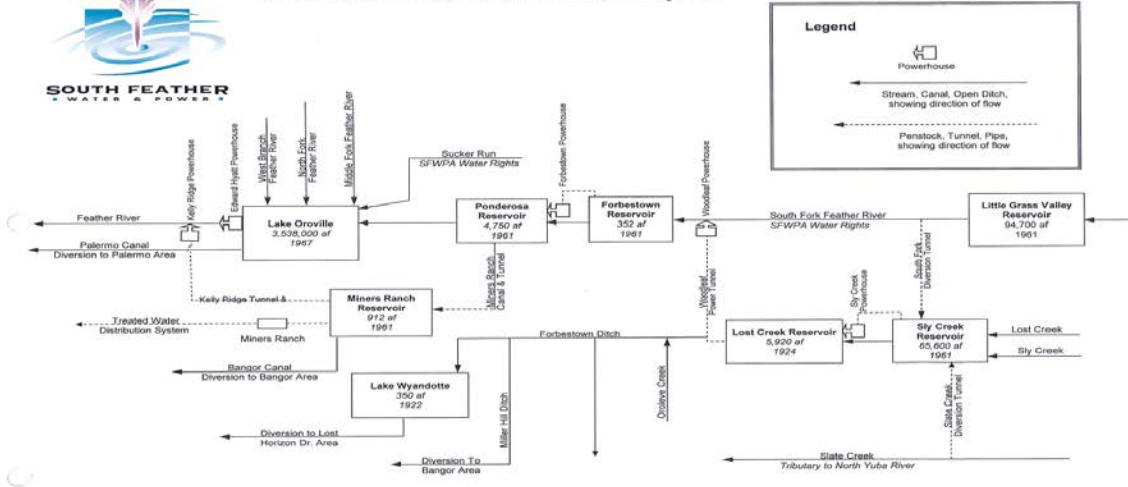


The South Fork Project, covering 82 square miles in three counties, consists of 8 dams, 17 tunnels, 21 miles of canals and conduits, 3 hydroelectric power plants and 21 miles of road. The project was completed in 1963 at a cost of \$62 million, and was financed through the sale of revenue bonds secured by the projected revenues from power generation. Upon completion of the project, the power generated at Woodleaf, Forbestown and Kelly Ridge powerhouses began being sold to PG&E by way of a "take-or-pay"¹ power purchase contract. Sly Creek powerhouse, built in 1981, generates power that is also sold exclusively to PG&E, but on a wholesale basis.

The contract with PG&E expired in 2020 but continued until December 18, 2021. A new power purchase agreement was approved with Northern California Power Agency and implemented on December 19, 2021 for an initial term of 10 years with a rollover option up to 20 years. The new PPA improves the ability to forecast revenue proceeds associated with hydro energy delivery and enables strategic goal planning and implementation.



**South Feather Water & Power Agency
South Feather River Water Distribution System**

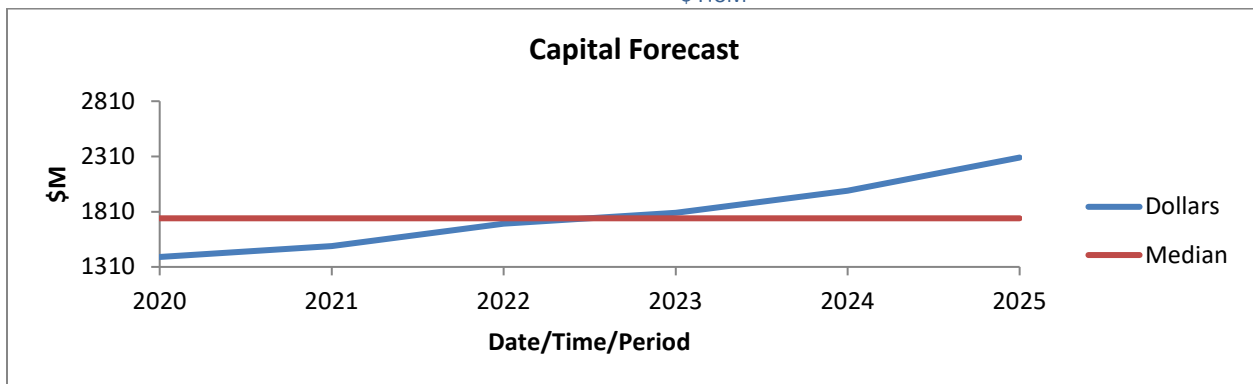


Strategic Goals

- Long-Term Financial Stability – Manage the District’s Finances to meet funding needs and maintain fair and reasonable water rates
- Hydro Energy Strategy – Power Purchase Agreement Implementation
- FERC Relicense Renewal
- Emergency Action Plan Updates and Training
- Urban Water Management Plan – Updated every five years
- Alternate Energy Storage – NBT (Next Big Thing)
- SCADA Upgrades
- MRTP Compliance and Expansion
- Lost Creek Dam Crest Modification
- Forbestown Power House Repairs/Upgrades
- Water Conveyance Sediment Removal
- Domestic Water Intertie
- GIS Modernization
- Cyber Security Protection
- Enhance Communication and Support with Neighboring Districts and Official Entities
- Long Term Water Supply – Rights (permits and licenses)
- Water Quality and Environmental Protection
- Water Rates Analysis
- Domestic Water Expansion
 - Wyandotte
 - Lost Horizon
 - Circle Drive
 - Palermo Water Consolidation Project
 - Water Intertie
- Raw Water Expansion
 - Redhawk Ranch – Bangor
 - Palermo Canal
 - Water Storage Opportunities
- Water Loss Improvements
 - Maintenance / Leak Analysis
 - Aging Infrastructure
 - Meter Calibration Accuracy
 - Water Theft Reduction
 - Regulator Vault Remote Monitoring

5 – Year Capital Expenditure Program

- FERC License Recreation Plan
 - \$1.2M annually
- FERC Part 12D
 - \$500K
- Sly PowerHouse
 - Governor Upgrade
 - Exciter Upgrade
 - Bearing Cooler Water Flow Upgrade
 - SCADA Upgrade
 - Rock fall Protection
 - Penstock Recoat
 - \$805K
- Forbestown PowerHouse
 - TSV Rebuild
 - Oil Device Upgrade
 - Stator Winding
 - Generator Modeling NERC
 - Tailrace Concrete Repair
 - Core Restack
 - Field Poles
 - \$4.0M
- Woodleaf PowerHouse
 - Generator Housing and TWD System
 - Oil Device Upgrade
 - PSV Valve Trip System
 - \$200K
- Miners Ranch Treatment Plan
 - Sediment Removal
 - Adsorption Clarifier Protection Structure
 - \$8000K
- Water Transmission
 - Canal Wall Repairs
 - \$1.2M
- Water Distribution
 - Aging Infrastructure Replacement
 - 6 Miles
 - \$1.8M





SOUTH FEATHER WATER & POWER AGENCY

TO: Public Recipients of Agenda Information

FROM: Rath Moseley, General Manager

DATE: May 18, 2022

RE: Real Property Negotiations, and Anticipated and Existing Litigation
Closed Session Agenda Item for 5/24/22 Board of Directors Meeting

The information provided to directors for this agenda item is not available to the public. The purpose for this item is to give the Board an opportunity to confer with legal counsel about litigation in which the Agency is already involved or is anticipating. The Board is permitted by law (Brown Act) to confidentially discuss information that might prejudice its legal position, to have a confidential and candid discussion about meet-and-confer issues. Such discussions are exempt from the Brown Act's requirement that matters before the Board be discussed in public. Attendance during the closed-session will be limited to directors, together with such support staff and legal counsel as determined necessary by directors for each subject under discussion.