



SOUTH FEATHER WATER & POWER AGENCY

AGENDA

**Regular Meeting of the Board of Directors of the
South Feather Water & Power Agency
Board Room, 2310 Oro-Quincy Highway, Oroville, California
Tuesday; January 24, 2023; 2:00 P.M.**

Remote participation is available via Zoom by logging into:

<https://us02web.zoom.us/j/84289386731>

Meeting ID: 842 8938 6731

+16699006833,,84289386731# US (San Jose)

For attendees calling by phone use *9 to raise hand

A. Roll Call

B. Approval of Minutes

(Tab 1)

C. Approval of Checks/Warrants

(Tab 2)

D. Business Items

2023 Wage Schedule

Approval of the 2023 SFWPA wage schedule.

(Tab 3)

LAIF Funds Management

Authorization of district officers for deposit or withdrawal of monies in the Local Agency Investment Fund.

(Tab 4)

Rules and Regulations

Requesting approval of agency rules and regulations – SB 998.

(Tab 5)

E. Staff Reports

(Tab 6)

F. Public Comment – *Public comment for Directors can be submitted anytime via e-mail. However, in order to be read into the record during the meeting it must be submitted to PublicRelations@southfeather.com by 12:00 P.M. Tuesday January 24, 2023. Individuals will be given an opportunity to address the Board regarding matters within the Agency's jurisdiction that are not scheduled on the agenda, although the Board cannot take action on any matter not on the agenda. Comments will be limited to 5 minutes per speaker. An opportunity for comments on agenda items will be provided at the time they are discussed by the Board. Comments will be limited to five minutes per speaker per agenda item.*

G. Directors' Reports

Directors may make brief announcements or reports for the purpose of providing information to the public or staff, or to schedule a matter for a future meeting. The Board cannot take action on any matter not on the agenda and will refrain from entering into discussion that would constitute action, direction or policy, until the matter is placed on the agenda of a properly publicized and convened Board meeting.

H. Closed Session

(Tab 7)

Conference with Labor Negotiator (Government Code §54957.6(a)):

Agency-designated representatives: Rath Moseley.

Employee Organizations: IBEW 1245, Hydro Generation Employees Unit and Water Treatment and Distribution Employees Unit; Management & Professional Employees Unit;

Clerical Support & Employee's Unit, MOU Negotiations

Conference with Legal Counsel – Existing Litigation

(Paragraph (1) of subdivision (d) of Government Code section 54956.9)

- A. Name of Case: North Yuba Water District v. South Feather Water & Power Agency et al., Sutter County Superior Court Case No. CVCS21-0001857
- B. Name of Case: South Feather Water & Power Agency v. North Yuba Water District et al., Sutter County Superior Court Case No. CVCS21-0002073

I. Open Session

Report of closed session actions.

J. Adjournment

K. Annual Meeting – South Feather Water and Power Agency Financing Corporation. (Tab 8)

L. Adjournment

The Board of Directors is committed to making its meetings accessible to all citizens. Any persons requiring special accommodation to participate should contact the Agency's secretary at 530-533-2412, preferably at least 48 hours in advance of the meeting.

MINUTES of the SPECIAL MEETING of the BOARD of DIRECTORS of SOUTH FEATHER WATER & POWER AGENCY

**Tuesday, December 20, 2022, 2:00 P.M.,
Agency Board Room, 2310 Oro-Quincy Hwy., Oroville, California**

In Compliance with the State of California Governor's Office Executive Order N-29-20, SFWPA will limit "in-person" attendance for the December 15, 2022 Board Meeting.

DIRECTORS PRESENT (In Person): Rick Wulbern, Ruth Duncan, John Starr, Mark Grover, Brad Hemstalk

DIRECTORS PRESENT (Remote): None

DIRECTORS ABSENT: None

STAFF PRESENT (In Person): Rath Moseley, General Manager; Art Martinez, Manager Information Systems; Dan Leon, Power Division Manager; Steve Wong, Finance Manager; John Shipman, Water Treatment Superintendent; Kristen McKillop, Regulatory and Compliance Manager; Jaymie Perrin EH&S Manager; Cheri Richter, Finance Manager; Kyle Newkirk, Civil Engineer; Dustin Cooper, General Counsel

STAFF PRESENT (By Zoom): None

OTHERS PRESENT (Via Zoom): None

OTHERS PRESENT (In Person): Roger Bailey, Dennis Moreland

CALL TO ORDER

President Wulbern called the meeting to order at 2:01 p.m. and led the Pledge of Allegiance.

INFORMATION ITEM

General Election

The General Manager introduced two new board director's and presented four directors their certificates of election.

APPROVAL OF MINUTES

M/S: (Grover/Duncan) approving the Minutes of the Special Meeting meeting of November 15, 2022.

Ayes: Wulbern, Starr, Hemstalk

Public Comment: None

APPROVAL OF CHECKS AND WARRANTS

M/S (Wulbern/Starr)

Ayes: Duncan, Hemstalk, Grover

Approving the total General Fund and Joint Facilities operating fund expenditures for the month of November 2022 in the amount of \$1,421,638.59 and authorize the transfer of \$2,000,000.00 from the TCB General Fund to the TCB Accounts Payable and Payroll Fund for the payment of regular operating expenses.

BUSINESS ITEMS

2023 Budget

Approving the 2023 budget as recommended by the Finance Committee.

M/S (Wulbern/Starr)

Ayes: Duncan, Grover

Abstain: Hemstalk

Public Comment: None

2023 Board Reorganization

Appointing Director Wulbern as President and Director Duncan as Vice President.

M/S (Grover/Hemstalk)

Ayes: Starr, Duncan, Wulbern

Public Comment: None

Standing Committee Assignments

Board selection and approval of the 2023 standing committee assignments.

M/S (Grover/Starr)

Ayes: Hemstalk, Duncan, Wulbern

Public Comment: None

Financial Accounts Signatories

Approval of Resolution 2022-12-20.

M/S (Wulbern/Hemstalk)

Ayes: Starr, Duncan, Grover

Public Comment: None

FINANCE MANAGER'S REPORT

The Finance Manager communicated the following:

Wood Chipper/Fuel Reduction grant

An invoice has been filed with Cal Fire for the wood chipper purchased under the Irrigation System Fuel Reduction grant earlier this year (project 2022-0224). The \$32,716.00 grant funded 87% of the \$37,537.50 cost.

Interim audit work

The accounting firm auditing the Agency's financial records, Fedak and Brown, LLP, Certified Public Accountants, has announced the appointment of Jonathan Abadesco, CPA as a new principal in the firm and a new name for the company, C.J. Brown & Company CPAs, An Accountancy Corporation. Jonathan was our primary contact last year and was extremely helpful in preparing the annual financial statements.

Documentation requested by the auditors has been compiled and scanned for their preliminary review of operations. Cash receipts/utility billing, cash disbursements and payroll documentation are the areas currently under review.

Staffing transitions

As previously communicated, this will be my final meeting with the South Feather Water and Power Agency Board of Directors. It has been an honor and privilege to be of service to the Agency and to this community. Thank you. I will miss working with the Finance and administrative team, the General Manager, the Board and all of the SFWPA employees. Accountant Cheri Richter has been appointed as Interim Finance Division Manager – she is capable and will work hard to provide you with the resources and information that you will need in order to lead the Agency.

Through June 30, 2023, Cheri will be assisted by Tracey Hause, hired as Extra Help to the Finance Division Manager. Ms. Hause has a terrific background, including experience as a Finance Director, Administrative Services Director and Acting City Manager with the communities of Temple City, Arcadia, San Gabriel, Burbank, Glendale, Porterville, South Pasadena and most recently she worked with the State-funded First 5 program in Santa Clara County as well as previously in Los Angeles County. Thank you Director Duncan for recommending Tracey to SFWPA.

POWER DIVISION MANAGER'S REPORT

The Power Division Manager communicated the following:

South Fork tunnel average flow was 24 CFS. Slate Creek tunnel was closed for the month. Little Grass Valley and Sly Creek Reservoirs combined storage was 83.6 kAF at month's end.

DWR Bulletin 120 observed conditions and reports for the 2023 water season will be available beginning of next year.

MAINTENANCE

Powerhouses

- Woodleaf Powerhouse. Status: In service, normal dispatch schedule. Annual maintenance outage scheduled for February 6 thru 18, 2023.
- Forbestown Powerhouse. Status: In service, normal dispatch schedule. Annual maintenance outage scheduled for March 5 thru 18, 2023.
- Sly Creek Powerhouse. Status: In service, normal dispatch schedule. Annual maintenance outage scheduled for October 2 thru 21, 2023.
- Kelly Ridge Powerhouse. Status: In service, normal dispatch schedule. Annual maintenance completed. Annual maintenance outage scheduled for November 6 thru 18, 2023.

Project Facilities and Assets

- Project Dams – Perform field inspections with DSOD
- Penstocks – Perform inspections
- Remote Stations – Perform inspections and take readings
- Project Roadways – Inspect and clean drain culverts, plow snow
- McCabe Cove – Install protection box for valve actuator
- MRC – Restore sand traps and flush canal, perform inspections, clean trashracks
- Perform testing of Powerhouse sync systems
- Install Scada equipment
- Install surveillance cameras
- Perform vehicle fleet and equipment maintenance

REGULATORY COMPLIANCE

DAM SAFETY COMPLIANCE

The Agency owns nine dams in total. Eight of the dams are regulated by the Federal Energy Regulatory Commission (FERC) as part of the South Fork Power Project. All nine of the dams are considered jurisdictional under the DWR Division of Safety of Dams (DSOD) regulatory authority.

Ongoing O&M: Operations and Maintenance crews are our first line of sight on the project, and assist with ongoing inspections of appurtenant structures (spillways, gates penstocks), and ensure continued safe project operation, as well as to address items noted during federal and state inspections.

Emergency Action Plan (EAP): FERC views EAPs as an integral part of the dam safety program. Since all parties involved during an emergency must understand each other's roles to successfully implement an EAP, a comprehensive test with your assigned FERC Engineer, State and local emergency preparedness agency participation is required every five years. The Agency conducted the FERC required Annual Seminar, Table Top and Functional Exercise in one day-long session with current binder holders on December 8. There were 25 attendees from eleven Federal, State and Local agencies, in addition to 10 Agency staff attendees. It was a very beneficial preparedness and relationship building exercise. A condensed version of the EAP overview was held for the annual staff training on December 14.

Dam Safety Inspections: In addition to the routine checks conducted on a daily, weekly and monthly basis, DSOD conducted their annual inspections November 29-December 1. Due to snow levels, we were unable to do inspections at Little Grass Valley Dam and Slate Creek Diversion Dam. Those will be conducted upon snow melt and improved accessibility to those locations. Staff worked with an exceptionally capable consulting team approved by FERC to conduct the Part 12D Safety Inspections required this year. Our FERC Regional Engineer and our assigned Dam Safety Engineer also participated in these inspections. Following the field inspections, the FERC engineers, consulting team and staff participated in a week-long review of the Potential Failure Modes of all five high hazard dams. The resulting required reports were submitted to FERC ahead of the December 1 deadline. The consulting team is now working to update the Supporting Technical Information Document reports that FERC requires for each of these dams to capture the information necessary to have a complete and thorough understanding of the dam and appurtenant structures and the analyses completed that support the findings regarding the safety of the structures. The team will also be updating the 2022 Dam Safety Surveillance and Monitoring Report (DSSMR) to ensure continuity will all of these other required inspection and reporting efforts.

Security Inspections: Staff participated in Security Inspections and documentation review with our assigned FERC Senior Physical Security Specialist in September. Following this visit, staff have worked to develop a plan and schedule to implement recommendations for improvements to physical security at our dams, powerhouses and HQ building. Additionally, several improvements were made to the Security Plans required for our dams assigned a Security Group I designation, and the Agency plans to conduct the required Vulnerability Assessment in 2023.

DOMESTIC WATER RIGHTS COMPLIANCE

Urban Water Management Plan: The Agency received formal approval of the 2015 plan which established the baseline targets for the conservation and efficient use of water. As was known at the time of submission, the Agency received formal notice that we did not meet the adopted Target GPCD in the submission of the 2020 plan.

Water Shortage Contingency Plan: In response to previous periods of drought, new legislation in 2018 created a mandate for urban water suppliers to develop a WSCP. The Agency's WSCP was adopted in June 2021, and serves as a guideline for operations during years of water shortage at a local and/or state level. A required component of the WSCP is for suppliers to conduct an annual water shortage assessment report. In May, the Board received the 2022 Annual Water Supply and Demand Assessment and Report outlining current conditions of the

water available under all water rights as compared to Agency uses, and submitted the associated reporting to the DWR.

Water Rights Report: Annual Water Use Information Reports, which report the water diverted and used in association with our water rights, permits, licenses, and Pre-1914 statements were submitted for 2022 well ahead of the April 1st deadline. Under terms of SB 155, the SWRCB has shifted the reporting period from a calendar year to the water year, so the next report will be due February 1, 2023 covering uses between October 1, 2021 through September 30, 2022.

Monthly Curtailment Compliance (Diversion & Projected Diversions): Since the Order from the SWRCB issued in August 2021, the Agency has been required to submit enhance monthly reports in addition to the annual reports. The reports are for actual diversions and projected demands for each water right or claim, to inform the SWRCBs water unavailability determinations and the curtailment process.

Monthly Urban Water Supplier Monitoring Report: As of September, the monthly Urban Water Supplier Reporting has been transitioned back to the Water Division. This report provides the SWRCB monthly information on residential water use, total potable water production, measures implemented to conserve water and improve efficiency, and local enforcement actions. A series of trainings for Water Division staff provided an overview of not only how to complete the monthly forms, but the data collection, compilation and analysis required to help inform the Agency's comprehensive Water Loss Control Program and overall water management strategies.

Water Loss Audit and Validation: California Water Code Section 10608.34 requires urban retail water suppliers to conduct and submit validated water loss audit reports to the Department of Water Resources (DWR) annually. Water Division staff participated in the development of the audit this year, and will begin to provide greater ongoing insights into the data management component of the Agency's Water Loss Control Program. The Agency worked with a consultant certified to review and perform the validation of the audit of 2021 operations, and the report package was submitted by the October 1 deadline.

RECREATION

Staff assisted with annual maintenance, septic and garbage service needed to open all USFS campgrounds. Unfortunately, the week before the USFS closed all campgrounds adjacent to our Project, it was determined that the hand pump well at Strawberry had been sheared off at ground level and stolen. The well was properly capped by a licensed well driller, and will be repaired in the spring.

PROJECT WORK

Miners Ranch Canal Embankment and Road Repair at Panel 305 Syblon Reid Construction completed the Miners Ranch Canal embankment and road repair at panel 305 last month. In 2019, the embankment and roadway were damaged from flooding due to a slope failure, rockfall and collapse of the Miners Ranch Canal at panel 300. The embankment and roadway in the vicinity of panel 305 continued to deteriorate, making passage by vehicles impossible. Following the recent repairs by SRC, the embankment and roadway are restored allowing safe access for Agency crews to operate and maintain the MRC canal system.

Kelly Ridge Powerhouse Sewer Pump and Tank Installation

Syblon Reid Construction completed the installation of a sewer tank and pump system at the Kelly Ridge Powerhouse last month. The existing septic system for the powerhouse bathroom had failed and was rendered inoperative, following the inundation in 2017. A new sewer holding tank and pump were recently installed by SRC. The repairs were performed under all applicable permitting requirements. Agency staff assisted with procurement of

materials, installation of the electrical equipment, and commissioning.

Sly Creek Dam Tunnel, Rockfall Roofing and Safety Railing Replacement

Agency crew have removed existing rockfall protection roofing and safety railing that had deteriorated due to the damp environment inside the Penstock Shutoff Valve (PSV) Tunnel. New replacement roofing, beams, and safety railing are currently being installed at the PSV and the control equipment locations. The new roofing and railing will provide for safer access to the PSV and related equipment for future inspections, operation and maintenance. Upon completion of the installation, the new metal structures will be finished with an industrial coating, to prevent future damage due to corrosion.

PERSONNEL

We are pleased to welcome Kyle Newkirk to our Agency. He began employment in November as Hydro Civil Engineer for the Power division. Kyle possesses skills and experience in structural building construction and project management. He has also worked in a field engineer role where he interfaced with clients and architects, and interpreted plans and specifications.

GENERAL MANAGER'S REPORT

The General Manager communicated the following:

The total Miners Ranch Treatment Plant (MRTP) treated water production for the month of November totaled 166.58 million gallons.

The total Bangor Treatment Plant (BTP) treated water production for the month of November totaled .798 million gallons.

The Red Hawk Ranch Pump Station raw water total flow for November totaled 364,545 gallons.

District Wide Water Operations

Seven leak repairs were performed during the month. All leaks were the result of aging infrastructure. One new irrigation service was installed. Once permits are issued by the County on the Palermo water consolidation project, domestic expansion work will resume.

The Water Shutoff Protection Act - SB 998

The Act requires every urban and community water system to have a written policy on discontinuation of residential water service for non-payment. That policy must be available on the water supplier's website or, if the supplier does not have a website, must be provided to customers on request. The policy must include the following components:

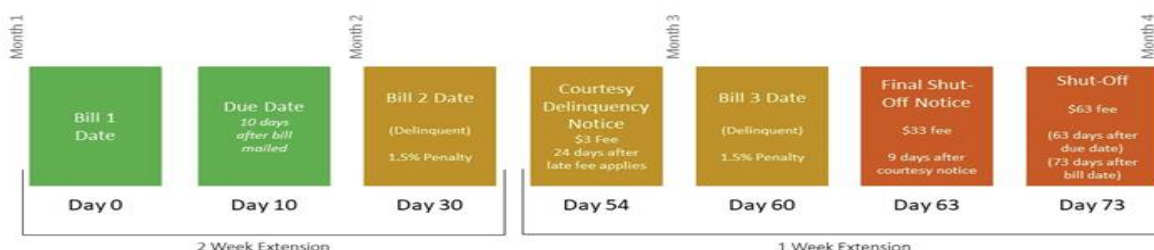
(1) a plan for deferred or reduced payments; (2) alternative payment schedules; (3) a formal mechanism for a customer to contest or appeal a bill; and (4) a telephone number for a customer to discuss options to avoid discontinuation of service due to non-payment.

Staff has been reviewing the guidelines and at this time is prepared to resume its shut-off processes and procedures starting in January 2023.

SB 998 procedures had previously been adopted and approved within the agency's rules and regulations, with implementation originally beginning in February 2020. However, COVID-19 emergency rulemaking prohibited water utilities from shutting off service due to non-payment.

Emergency rulemaking has since expired and the agency is prepared to begin its public outreach process via December's billing statements, e-mail blasts, the agency website, and this narrative to notify our customers. In the theme of continuous improvement and clarifications provided from counsel, staff will be coming back to the board to request approval of edits to the applicable rules and regulations in the January 2023 board meeting.

Delinquency Timeline for South Feather Water and Power Agency



Finance Manager Retirement

Steve Wong will retire this week after 15 years of service with the agency. Steve's background is quite diverse and he has been highly successful in leading South Feather's financial management portfolio. His understanding of public sector finance and the appropriate application of funds made him a solid gate keeper for district finances. I have had the opportunity to work directly with Steve over the past six years and genuinely appreciate all of his dedication, focus and professionalism he brought ever day to the job. Thank you Steve and on behalf of the entire agency and we wish you the very best in future endeavors.

PUBLIC COMMENT

Public comment for Directors can be submitted anytime via e-mail. However, in order to be read into the record during the meeting it must be submitted to PublicRelations@southfeather.com by 12:00 P.M. Tuesday December 20, 2022.

Roger Bailey communicated that SF is a unique agency. Would not exist if not for the gold rush. Mining companies had the water rights. Mr. Bailey continued with a history of how South Feather obtained the water rights and how far back in time they go prior to the construction of the Oroville Dam and Reservoir. Does not understand how NYWD could come along years later and have any right to the water and it's pre 1914 rights. Would like to see documentation around the rights SF acquired.

Dennis Moreland thanked the new board directors for their commitment to serve the district.

DIRECTORS' REPORTS

Director Starr: Nice to see Little Grass Valley Reservoir full and a lot of snow.

Director Duncan: Merry Christmas and thanked Steve for all his efforts over the years.

Director Wulbern: Thanked Steve for his years of service and answering all his questions. Appreciates the new directors serving on the board.

Director Hemstalk: No director report for the month of December.

Director Grover: Merry Christmas and thanked everyone for being so welcoming to his new director seat.

RECESS (4:00) None

President Wulbern offered opportunity for public comment on closed session items.

CLOSED SESSION (convened at 4:13 p.m.)

Conference with Labor Negotiator (Government Code §54957.6(a)):

Agency-designated representatives: Rath Moseley and Steve Wong.

Employee Organizations: IBEW 1245, Hydro Generation Employees Unit and Water Treatment and Distribution

Employees Unit; Management & Professional Employees Unit;

Clerical Support & Employee's Unit, MOU Negotiations

Conference with Legal Counsel – Existing Litigation

(Paragraph (1) of subdivision (d) of Government Code section 54956.9

- A. Name of Case: North Yuba Water District v. South Feather Water & Power Agency et al., Sutter County Superior Court Case No. CVCS21-0001857
- B. Name of Case: South Feather Water & Power Agency v. North Yuba Water District et al., Sutter County Superior Court Case No. CVCS21-0002073

OPEN SESSION (reconvened at 5:50 p.m.) – President Wulbern announced that legal counsel was given direction during the closed session.

ADJOURNMENT (5:51 p.m.)

Rath T. Moseley, Secretary

Rick Wulbern, President



SOUTH FEATHER WATER & POWER AGENCY

TO: Board of Directors
FROM: Cheri Richter, Finance Manager
DATE: January 19, 2023
RE: Approval of Warrants and Checks
Agenda Item for 1/24/23 Board of Directors Meeting

The December 2022 expenditures are summarized as follows:

Checks:	<u>63531</u> to <u>63698</u>	\$ <u>981,605.61</u>
Electronic Funds Transfers:	<u>221201</u> to <u>221209</u>	\$ <u>342,813.68</u>
Payroll Expenses:		\$ <u>752,573.39</u>
TOTAL EXPENDITURES FOR DECEMBER, 2022		\$ <u>2,076,992.68</u>

At December 30, 2022, the authorized balance available was (\$7,017.83).

Action to approve all expenditures:

"I move approval of expenditures for the month of December, 2022 in the amount of \$2,076,992.68 and authorize the transfer of \$1,500,000.00 from the TCB General Fund to the TCB Accounts Payable and Payroll Fund for the payment of regular operating expenses."

South Feather Water and Power Agency
Checks Paid, December, 2022

<u>Date</u>	<u>Check #</u>	<u>Vendor Name</u>		<u>Description</u>	<u>Amount</u>
12/01/2022	63531	AFLAC	01-00-22915	Employee Supplemental - Disability/Life – PR 11/4/22 & 11/18/22	1,286.16
12/01/2022	63532	Empower Retirement/MassMutual	01-00-22908	PR 12/2/22 Employee 457 Contribution	100.00
12/01/2022	63533	Mission Square Retirement	01-00-22908	PR 12/2/22 Employee 457 Contribution	2,063.76
12/01/2022	63534	Nationwide Retirement	01-00-22908	PR 12/2/22 Employee 457 Contribution	1,718.30
12/01/2022	63535	Reliance Standard Life	01-50-50402	December 2022 Employee Life Insurance	982.38
12/01/2022	63536	Standard Insurance	01-50-50403	December 2022 Employee Disability Insurance	3,360.42
12/01/2022	221201	Cal PERS	01-50-50400	December 2022 Employee/Retiree Health Insurance	189,538.35
12/01/2022	221202	CalPERS	01-50-50413	PR 12/2/22 Emp.Contribution of EE Classic/PEPRA Retirement	48,630.85
12/01/2022	221203	Lincoln Financial Group	01-00-22908	PR 12/2/22 Employee 457 Contribution	3,052.41
12/09/2022	63541	Accularm Security Systems	01-50-50201	Alarm/Fire/Burg Monitoring/Email Notifications December 2022	197.00
12/09/2022	63542	AT&T	07-60-60251	Dec 2022 Circuit Billing, Oct 2022 Comm Services	810.03
12/09/2022	63543	AT&T Long Distance	07-60-60251	10/21/22 - 11/23/22 Service	296.24
12/09/2022	63544	Backflow Distributors, Inc.	01-55-55205	Rubber/Silicone Repair Kits, Plate Cover, Check Seat	2,312.20
12/09/2022	63545	Better Deal Exchange	01-54-54104	Gate Valves, Spray Paint, Fittings, Duct Tape, Pipe Thread Seal	227.90
12/09/2022	63546	Bobcat of Chico	01-56-56150	Couplers - E222	271.31
12/09/2022	63547	City Body Repair	01-53-53201	Powdercoating Gates	1,082.27
12/09/2022	63548	Core & Main LP	01-00-22300	Field Lock Gasket, Insta-Tite Fitting, Washers	188.71
12/09/2022	63549	Cox Glass Co	01-56-56150	Clear Laminated Glass - E222	263.41
12/09/2022	63550	Dan's Electrical Supply	01-53-53260	Conduit Fittings, Electrical Wire/Cable, PCV Adapter	410.54
12/09/2022	63551	Del-Mar Equipment Rentals	01-54-54104	Concrete, Fuel, Ball Mount, Adapter	574.14
12/09/2022	63552	Industrial Power Products-Oroville	01-56-56150	Carburetor, Woodcutter Bar Oil, Fuel Mix	142.36
12/09/2022	63553	K-Gas, Inc.	01-56-56160	Propane	22.92
12/09/2022	63554	Knife River Construction	01-00-11202/2022-0219	Concrete Sand, Crushed Aggregate	2,486.42
12/09/2022	63555	Ashlee Long	01-55-55394	Health Benefit Reimbursement	60.00
12/09/2022	63556	M J B Welding Supply	01-56-56160	Clear Hose, Brass Ferrules, Nuts, Argon	204.68
12/09/2022	63557	Metal Works Supply	01-54-54270	Digging Bars	73.35
12/09/2022	63558	Napa Auto Parts	01-56-56150	Cleaner, Shop Towels, Resistor	495.22
12/09/2022	63559	Office Depot, Inc.	01-50-50106	Electric Stapler, Folders, Pens, Chair Floor Mat, Wireless Lamp	202.43
12/09/2022	63560	Orkin Pest Control	01-53-53201	November 2022 Pest Control Service	95.00
12/09/2022	63561	Oro Dam Auto Center	01-56-56150	Front Brake Pads, Shim Kit - T316	76.16
12/09/2022	63562	P G & E	01-54-54250	10/1/22 - 11/21/22 Service	5,657.94
12/09/2022	63563	Recology Butte Colusa Counties	01-56-56250	November 2022 Garbage Service	1,036.40
12/09/2022	63564	Sharp's Locksmithing	01-53-53260	Keys Made	18.94
12/09/2022	63565	Thomas Hydraulic & Hardware	01-56-56150	O-Ring Kit, Plug Kit	146.73
12/09/2022	63566	Vista Net, Inc.	01-58-58360	Server Maintenance Contracts:11/5/22 - 11/5/23, Licenses/Monit.	6,881.31
12/09/2022	63567	Worley Group, Inc.	07-60-60201	Replaces Ck#63297-Storage/Coveyance, PHs 1 Investigation	11,708.75
12/09/2022	63568	Better Deal Exchange	01-00-11180/2022-0227	Socket Adaptors, Solvent, Fittings, Bits, Batteries	132.24

South Feather Water and Power Agency
Checks Paid, December, 2022

<u>Date</u>	<u>Check #</u>	<u>Vendor Name</u>		<u>Description</u>	<u>Amount</u>
12/09/2022	63569	Capital One	07-67-67100	Supplies For EAP Training, Bottled Water, Paper Towels	542.18
12/09/2022	63570	CDW Government, Inc.	07-68-68100	Microsoft Modern Webcam, 6 Ft USB Cable	66.20
12/09/2022	63571	Comcast Business	07-63-63251	For CAISO Meters At PH's/SPH 12/3/22 to 1/2/23	136.95
12/09/2022	63572	CTi Controltech	07-00-11202/2022-0991	Parts for Forbestown PH TSV	71,105.61
12/09/2022	63573	Dan's Electrical Supply	07-63-63100	Wire Lube	47.94
12/09/2022	63574	Grainger Inc.	07-63-63270	Tool Tote, Feeler Gauge Set, Pry Bar, Plier Set, Telescop Mirror	418.09
12/09/2022	63575	Jimmy P Tools LLC	07-66-66270	#PC19KSS, 19 Piece S/S Punch & Chisel Set	552.05
12/09/2022	63576	La Porte Fire Department	07-00-14403	Lexinton Hill Comm Site 1/1/23 to 12/31/23	2,400.00
12/09/2022	63577	Mendes Supply Company	07-66-66100	Paper Towels, Toilet Paper	219.78
12/09/2022	63578	Moore Industries	01-61-61100	Programmable Alarm SPA2 Temperature Devices, USB Cable	4,139.66
12/09/2022	63579	Mt. Shasta Spring Water	01-61-61100	Bottled Water	107.07
12/09/2022	63580	Napa Auto Parts	07-66-66150	Oil Filters	122.33
12/09/2022	63581	Northern Tool & Equipment	07-66-66100	Weather Guard 71.5" Saddle Tool Box For T#222	1,076.03
12/09/2022	63582	Oroville Ford	07-66-66150	Brake Pads & Rotors, Oil Filters, Flange Bolts	879.20
12/09/2022	63583	Oroville Safe & Lock	07-66-66100	Keyed Alike Padlocks	300.98
12/09/2022	63584	Petty Cash Reimbursement	07-62-62100	Supplies For Safety Meetings, Key Bands, Dry Ice	238.81
12/09/2022	63585	Power Up Electric	07-64-64260	Voltage Regulator For Sta. 7 Gen.	1,950.66
12/09/2022	63586	Raley's Store #236	07-67-67100	Supplies For EAP Training Luncheon	22.05
12/09/2022	63587	Ramos Oil Co.	07-66-66160	Gas & Diesel	6,046.75
12/09/2022	63588	Tehama Tire Service, Inc.	07-66-66150	10 New Tires	3,826.04
12/09/2022	63589	TJ/H2b Analytical Services USA LLC	01-61-61201	Test SF6 Oil Samples For SPH	768.78
12/09/2022	63590	USDA - Forest Service	07-00-14403	2023 Special Uses Permits	10,099.38
12/09/2022	63591	Valley Iron Inc. Oroville	01-00-11180/2019-0960	Tubing, Flat Bar Steel, Angle Iron	1,524.71
12/14/2022	63592	A D P, Inc.	01-50-50201	December 2022 Payroll Billing	2,147.91
12/14/2022	63593	ACWA-JPIA	01-50-50400	January 2022 Employee/Retiree Vision & Dental	10,261.94
12/14/2022	63594	Empower Retirement/MassMutual	01-00-22908	PR 12/16/22 Employee 457 Contribution	100.00
12/14/2022	63595	Mission Square Retirement	01-00-22908	PR 12/16/22 Employee 457 Contribution	1,815.50
12/14/2022	63596	Nationwide Retirement	01-00-22908	PR 12/16/22 Employee 457 Contribution	1,737.33
12/14/2022	221204	CalPERS	01-50-50413	PR 12/16/22 Employee/Employer Retirement Contributions	46,303.85
12/14/2022	221205	CalPERS 457 Plan	01-00-22908	PR 12/16/22 Employee 457 Contribution	2,589.69
12/14/2022	221206	Lincoln Financial Group	01-00-22908	PR 12/16/22 Employee 457 Contribution	2,189.35
12/16/2022	63597	Access Information Management	01-50-50201	November 2022 Shred Service	214.93
12/16/2022	63598	Advanced Document Concepts	01-50-50380	November 2022 Maintenance Contract-Printers/Map Plotter-Printer	560.58
12/16/2022	63599	AT&T	07-68-68251	November Services 11/02/22-11/30/22	672.10
12/16/2022	63600	AT&T Long Distance	01-53-53251	November Services 11/02/22-11/30/22	5.42
12/16/2022	63601	AT&T Mobility	07-68-68251	Cell Phone Service 12/03/22-01/02/23	612.26
12/16/2022	63602	Badger Meter	01-55-55113	Meter Chambers	998.97

South Feather Water and Power Agency
Checks Paid, December, 2022

<u>Date</u>	<u>Check #</u>	<u>Vendor Name</u>		<u>Description</u>	<u>Amount</u>
12/16/2022	63603	Batteries Plus Bulbs	01-58-58100	(8) Batteries 12V & (4) 12V Lead	266.26
12/16/2022	63604	Bearing Belt Chain Company	01-56-56150	Lock Collar for Flail Head - E222	17.12
12/16/2022	63605	Chemtrade Chemicals US LLC	01-53-53102	5,000 gallon load of NSF approved liquid Aluminum Sulfate	7,774.25
12/16/2022	63606	Comcast	01-53-53251	MRTP/Mainline - Phone/Circuit Service for 12/01/22-12/31/22	2,434.67
12/16/2022	63607	Geotech Environmental Equipment, Inc.	07-64-64260	PT12 Pressure Transducer, 100' Roll of Cable	1,405.93
12/16/2022	63608	Jeff's Truck Service	01-56-56150	Hubcover 6" for T301 and Lugnut Cover for T301	47.77
12/16/2022	63609	Jimmy P Tools LLC	01-56-56274	1/4 Dr XL Ratchet & 12PC Rev Rat	390.28
12/16/2022	63610	McMaster Carr Supply Co.	01-53-53260	Flow Switch for Water & Oil for MRTP	323.77
12/16/2022	63611	Northern Safety Co., Inc.	01-52-52102	6 Rain Suits, Gloves, 3 Hooded Sweatshirts, GF/JFOF PP Acct '23	396.87
12/16/2022	63612	Oroville Cable & Equipment Co.	01-56-56150	Hydraulic Hose for Pressure Washer	56.31
12/16/2022	63613	Oroville, City of	01-00-22907	November 2022 City Utility Tax	2,226.56
12/16/2022	63614	Parcel Quest	01-58-58360	Pre-Pay One Additional Year (7/24)	1,799.00
12/16/2022	63615	Josh Reynolds	07-63-63394	Health Benefit Reimbursement	120.00
12/16/2022	63616	Trimble Inc.	01-54-54104	Repair on RTU (Distribution monitoring), Cellular Svc 6/22-6/6/23	1,998.93
12/16/2022	63617	U.S. Bank	01-50-50256	Employee Appreciation Vests, Zoom Svcs, Remote Internet Con.	2,127.58
12/21/2022	63618	Corning Ford	01-00-11183/2023-0229	2023 Ford Ranger Extra Cab, VIN# 1FTER1FH2PLE03727	39,966.68
12/22/2022	63619	AT&T	01-50-50251	12/10/22 - 1/9/23 Local Calls Service	3,698.81
12/22/2022	63620	Badger Meter Inc.	01-55-55113	Meter Chambers	265.73
12/22/2022	63621	Better Deal Exchange	01-53-53260	Misc Nuts, Bolts, Washers, Batteries, Rags, Wire Cutter	195.69
12/22/2022	63622	Capital One	01-53-53260	Coffee, Creamer, Paper Plates, Cleaning Supplies, Pain Reliever	229.29
12/22/2022	63623	Core & Main LP	01-00-22300	34Ft X Cta, Locate Wire, Meter Unions, FIPT Adapter	8,587.47
12/22/2022	63624	Del-Mar Equipment Rentals	01-53-53260	Concrete, Ball, Mount, Adapter, Fuel	296.36
12/22/2022	63625	Grid Subject Matter Experts	07-60-60201	November 2022 General Consulting	533.75
12/22/2022	63626	Home Depot Credit Service	01-53-53260	Floor Sealer, Locking Pliers, Tape Measure, Wet/Dry Vac Brush	359.76
12/22/2022	63627	Industrial Power Products-Oroville	01-56-56150	Fuel Pump for Concrete Saw	17.08
12/22/2022	63628	InfoSend, Inc.	01-55-55114	November 2022 Cycles 1 - 10 Billing	4,134.02
12/22/2022	63629	Arthur Martinez	01-50-50256	Retirement Lunch & Gifts Reimbursement	220.78
12/22/2022	63630	Mendes Supply Company	01-56-56100	Trash Can Liners, Trash Bags, Coffee Filters, Paper Towels	265.86
12/22/2022	63631	Cory Nevers	07-66-66394	Health Benefit Reimbursement	60.00
12/22/2022	63632	North Valley Diesel	01-56-56150	ALL29551869 Transmission Control Mod	1,277.17
12/22/2022	63633	Office Depot, Inc.	01-50-50106	Toner, Data Binders, Mouse Pad, Batteries, Colored Copy Paper	758.89
12/22/2022	63634	O'Reilly Auto Parts	01-56-56150	Fuel Pump & Filter, AC Temp Relay/Heater Switch, Resistor	339.54
12/22/2022	63635	Orkin Pest Control	01-53-53201	December 2022 Pest Control Service	95.00
12/22/2022	63636	Oroville Ford	01-56-56150	Brake Pads, Filters, Stabilizer Link	167.44
12/22/2022	63637	Oroville Power Equipment	01-56-56150	Frame Assembly, Cover, Starter Rope, Small Honda Generator	145.70
12/22/2022	63638	Pace Supply Corp.	01-00-22300	Bronze Saddle for PCV, DS Saddle for AC	539.97
12/22/2022	63639	Jaymie Perrin	01-50-50256	Reimbursement- Christmas Tree, Ret. Party/Gift, Health Ben.	593.55

South Feather Water and Power Agency
Checks Paid, December, 2022

<u>Date</u>	<u>Check #</u>	<u>Vendor Name</u>		<u>Description</u>	<u>Amount</u>
12/22/2022	63640	Ramos Oil Co.	01-56-56160	Fuel, Diesel	4,074.19
12/22/2022	63641	Sharp's Locksmithing	01-53-53370	Gate Actuator Arms, Drive Belt	728.81
12/22/2022	63642	John Shipman	01-53-53103	Work Boots & Shirt Reimbursement	271.53
12/22/2022	63643	Southern Computer Warehouse	01-58-58370	Surveillance Camera x 2	2,361.08
12/22/2022	63644	Verizon Wireless	01-53-53251	11/11/22 - 12/10/22 Cell Phone Service	131.63
12/22/2022	63645	Weimer and Sons	01-54-54264	Utility Sand, Recycled Base, Pea Gravel	1,745.41
12/22/2022	63646	Allied Electronics & Automation	07-68-68100	Butane, Wire Pulling Lub, Combo Drill Tap Set	69.02
12/22/2022	63647	Alpine Portable Toilet Service	07-63-63171	Rent/Clean/Service Portable Toilets/Sinks 12/6/22 to 1/2/23	290.12
12/22/2022	63648	American Governor Company	07-63-63260	Governor parts for Kelly Ridge PH & stock	4,932.60
12/22/2022	63649	AT&T	07-66-66251	Local Calls 12/10/22 to 1/9/23	1,557.38
12/22/2022	63650	AT&T	07-60-60251	For Circuits 12/10/22 to 1/9/23	348.41
12/22/2022	63651	Bank of America - Bank Card	07-60-60256	Company Hats, Comm Supplies, Ford Software License	1,197.78
12/22/2022	63652	Capital One	07-63-63100	Garbage Bags, Ziplock Bags, Bottled Water	191.76
12/22/2022	63653	Corning Ford	07-00-11150/2023-0604	2022 Ford F350 Regular Cab Truck 4x4 with Utility Body	79,488.76
12/22/2022	63654	Grainger Inc.	01-00-11180/2022-0227	Portable Bandsaw Blades, Folding Hexz/Torx Key Set	241.68
12/22/2022	63655	Home Depot Credit Service	01-00-11180/2022-0227	Screws	45.26
12/22/2022	63656	K-Gas, Inc.	07-66-66250	Propane for Forbestown Office/Shops	6,710.91
12/22/2022	63657	Kristen McKillop	07-60-60370	Reimbursement-Vacuum For Forbestown Office	214.49
12/22/2022	63658	McMaster Carr Supply Co.	07-60-60370	Folding Chairs, Primer, Pipe Fittings	1,133.72
12/22/2022	63659	Mendes Supply Company	01-61-61100	Foam Cups	96.57
12/22/2022	63660	MSC Industrial Supply Company	07-63-63100	Headlamps, Wire Brushes, Flashlight	215.42
12/22/2022	63661	Napa Auto Parts	07-66-66150	Air Filters, Wiper Blades, Washer Fluid	159.34
12/22/2022	63662	Oroville Ford	01-56-56150	Oil Filter, Oil Cap	66.43
12/22/2022	63663	P G & E	07-66-66250	Elec. Svc. 10/26/22 to 11/27/22	5,308.76
12/22/2022	63664	P G & E - Sacramento	07-63-63501	Gen. Interconnection Agr. For 12/2022	7,010.37
12/22/2022	63665	SGS North America, Inc.	07-63-63201	Test Oil Samples For KPH	273.00
12/22/2022	63666	Slate Geotechnical Consultants	07-67-67201	FERC Part 12D Independent Consultant Svc 11/2022	58,137.38
12/22/2022	63667	Syblon Reid	07-00-11204/2022-0603	MR Canal Rd Repair, Sly Creek Rock Scale, KRPH Septic	363,843.00
12/22/2022	63668	Valley Iron Inc. Oroville	01-00-11180/2022-0227	Galvanized Grip Strut, Flat Bar, Angle HR, Pipe Steel	6,256.64
12/22/2022	63669	Zoro Tools, Inc	07-00-11202/2019-0960	Bulkhead Tank Fittings, 1-1/4", PVC/EPDM, Socket X FPT	30.94
12/28/2022	63670	Empower Retirement/MassMutual	01-00-22908	PR 12/30/22 Employee 457 Contribution	100.00
12/28/2022	63671	IBEW #1245	01-00-25207	December 2022 Member Dues	9,846.81
12/28/2022	63672	Mission Square Retirement	01-00-22908	PR 12/30/22 Employee 457 Contribution	28,707.32
12/28/2022	63673	Nationwide Retirement	01-00-22908	PR 12/30/22 Employee 457 Contribution	1,695.64
12/28/2022	221207	CalPERS	01-50-50413	PR 12/30/22 Employee/Employee Add'l Retirement Svc Credit	45,612.94
12/28/2022	221208	CalPERS 457 Plan	01-00-22908	PR 12/30/22 Employee 457 Contribution	2,538.52
12/28/2022	221209	Lincoln Financial Group	01-00-22908	PR 12/30/22 Employee 457 Contribution	2,357.72

South Feather Water and Power Agency
Checks Paid, December, 2022

<u>Date</u>	<u>Check #</u>	<u>Vendor Name</u>		<u>Description</u>	<u>Amount</u>
12/29/2022	63674	Adriana Soria or Julio Corona	01-00-22200	Refund UB16483	22.36
12/29/2022	63675	Jim Ogletree	01-00-22200	Refund UB278	22.00
12/29/2022	63676	Matthew or Nicole Rash	01-00-22200	Refund UB13211	23.04
12/29/2022	63677	AT&T	07-60-60251	For KPH Fiber Optic Connection For 12/2022	1,146.14
12/29/2022	63678	Better Deal Exchange	07-63-63100	Blades For Cutting Pipe	48.69
12/29/2022	63679	CDW Government, Inc.	07-68-68100	1,000 Ft 5c Ethernet Cable, Ethernet Cable	400.15
12/29/2022	63680	Kelly-Moore Paints	01-00-11180/2022-0227	Paint, High Dens Rollers, DTM Component	409.57
12/29/2022	63681	Metal Works Supply	01-00-11180/2022-0227	Metal Roofing	2,510.44
12/29/2022	63682	Napa Auto Parts	07-66-66150	Fuel, Oil & Air Filters	333.94
12/29/2022	63683	Oroville Cable & Equipment Co.	07-63-63100	Nitrogen	43.30
12/29/2022	63684	Pape Machinery	07-00-111502022-0995	2022 John Deer 35G Compact Excavator, Skid Steer	119,507.19
12/29/2022	63685	Power Up Electric	07-66-66201	Labor/Material To Troubleshoot Generator, Generator Repair	1,147.67
12/29/2022	63686	Swagelok Northern California	01-61-61260	SS-T12-S-065-20, SS Seamless Tubing 3/4" OD x 0.065" Wall	2,168.72
12/29/2022	63687	AT&T	01-53-53251	MRTP Internet Connection - service for 12/14/22-01/13/22	74.90
12/29/2022	63688	B & G Smog	01-56-56150	Smog For 10 Vehicles	366.00
12/29/2022	63689	Backflow Distributors, Inc.	01-55-55205	Relief Valve Repair Kits, Check Kit, Wrench Set	940.94
12/29/2022	63690	Bobcat of Chico	01-56-56150	(16) Tooth, (8) Bucket Tooth, and (16) Flex Pins, Pipe Cutters	447.06
12/29/2022	63691	Campbell Scientific	07-00-11400/2022-0993	CS225-L25-S1 string temp unit	6,034.94
12/29/2022	63692	Fastenal Company	01-56-56100	Batteries, Spray Paint, Cable Tie, Gloves	87.58
12/29/2022	63693	K-Gas, Inc.	01-56-56160	9.2 Gal of Propane & 20 lb Cylinder for MRTP	97.56
12/29/2022	63694	McMaster Carr Supply Co.	01-53-53260	(2) Flexible Precision - Finish Cylinder	75.07
12/29/2022	63695	Napa Auto Parts	01-56-56150	Brake Rotors, Door Handle, Screws	460.21
12/29/2022	63696	Paramex Screening Services	01-52-52226	Q4 Random Screening	110.00
12/29/2022	63697	Tehama Tire Service, Inc.	01-56-56150	Tire for E228	208.33
12/29/2022	63698	Calif. Board of Equalization	01-00-11204/2022-0219	SFWPA Palermo Community Annexation	2,000.00
				Total December, 2022 Checks	1,324,419.29

**SOUTH FEATHER WATER AND POWER AGENCY
PAYROLL
DECEMBER, 2022**

PAYROLL STATE & FED TAXES	\$	236,978.43
PAYROLL NET		515,594.96
TOTAL DECEMBER, 2022	\$	752,573.39

**CREDIT CARD DETAIL
DECEMBER 2022 PAYMENTS**

<u>Check #</u>	<u>Date</u>	<u>Description</u>	<u>Amount</u>
63651	12/22/2022	Bank of America	
		1 Yr. FORScan License For Ford Software Scanner	\$ 12.00
		Communication Supplies	272.78
		Employee Company Hats	913.00
			<u>\$ 1,197.78</u>
63617	12/16/2022	U.S. Bank	
		Conferencing Service - Water, Zoom 11/14-12/13/22	\$ 15.66
		Supplies For Meeting	60.24
		Remote Internet Connection for 11/12-12/11/22	110.00
		Replacement Audio Pre-Amplifier For Board Audio	193.77
		1 - Adobe Pro 12/2/22 - 9/22/23	232.67
		Employee Appreciation Vests	357.19
		2 - Adobe Pro 12/2/22 - 9/22/23	465.34
		Employee Appreciation Vests	692.71
			<u>\$ 2,127.58</u>



SOUTH FEATHER WATER & POWER AGENCY

TO: Board of Directors
FROM: Rath Moseley, General Manager
DATE: January 17, 2023
RE: SFWPA Wage Schedule

Attached is the 2023 SFWPA wage schedule reflecting general wage increases per direction of the board directors specific to MOU negotiations with the WTDEU, CSEU and existing Exhibit X 2023 wages in the HGEU MOU.

Also reflected are wage range adjustments to the MPEU bargaining unit based on the adopted 2023 budget assumptions.

The recommended form of action is:

"I move approval of the SFWPA 2023 wage range schedules and publication to the Agency's website".

M/S:
AYES:
NO's:
Abstain:

South Feather Water and Power Agency
 Schedule of Employee Pay Ranges
 12-Jan-23

<u>Job Title</u>	2023	
	<u>Minimum</u> <u>Hourly Pay</u>	<u>Maximum</u> <u>Hourly Pay</u>
<u>Administration:</u>		
General Manager	\$ 100.74	\$ 103.00
Manager of Info Sys	\$ 52.12	\$ 76.06
Info Sys Specialist	\$ 31.25	\$ 48.46
Operations Support Manager	\$ 59.14	\$ 68.54
Environmental Health and Safety Mgr (Risk Manager)	\$ 49.25	\$ 54.93
Finance Manager	\$ 61.84	\$ 76.92
Accountant	\$ 46.80	\$ 64.03
Acct Specialist III	\$ 36.27	\$ 55.69
Acct Specialist II	\$ 32.38	\$ 49.71
Acct Specialist I	\$ 29.22	\$ 44.85
Acct Tech III	\$ 27.96	\$ 41.42
Acct Tech II	\$ 24.33	\$ 37.35
Acct Tech I	\$ 21.77	\$ 33.42
<u>Water Division:</u>		
Water Treatment Supt	\$ 59.09	\$ 85.39
Sr Trtmt Plant Oper	\$ 43.18	\$ 69.91
Trtmt Plant Oper V	\$ 35.37	\$ 58.93
Trtmt Plant Oper IV	\$ 35.71	\$ 57.79
Trtmt Plant Oper III	\$ 34.99	\$ 56.65
Construction Foreman	\$ 47.60	\$ 74.80
Maintenance Foreman	\$ 47.60	\$ 74.80
Equipment Operator	\$ 34.36	\$ 55.44
Maintenance Technician	\$ 35.34	\$ 57.19
Industrial Maintenance Technician	\$ 35.34	\$ 57.19
Hydrographer	\$ 35.34	\$ 57.19
Carpenter	\$ 31.13	\$ 50.40
Ditch Tender	\$ 31.13	\$ 50.40
Utility Worker	\$ 27.82	\$ 45.04
Warehouse Technician	\$ 33.93	\$ 54.93
Meter Service Technician	\$ 33.64	\$ 54.44
Mechanic	\$ 34.26	\$ 55.43
Warehouse Worker	\$ 29.44	\$ 47.65
Meter Reader	\$ 27.82	\$ 45.04
Facilities Maint Worker	\$ 27.83	\$ 45.04
Laborer	\$ 21.46	\$ 34.73
<u>Power Division:</u>		
Power Division Manager	\$ 73.04	\$ 95.81
Civil Engineer	\$ 56.33	\$ 71.34

Regulatory Compliance Manager	\$	47.14	\$	64.20
Routine Hydro Clerk	\$	40.10	\$	55.14
Communication Tech	\$	53.96	\$	74.20
Roving Operator	\$	51.48	\$	70.79
System Operator	\$	62.11	\$	85.40
Electric Maintenance Crew Leader	\$	57.51	\$	79.07
Electrical Machinist	\$	48.52	\$	66.72
Electrical Technician	\$	63.64	\$	87.51
Electrician	\$	48.52	\$	66.72
Heavy Tractor Driver	\$	42.26	\$	58.11
Equip Mech/Operator	\$	48.52	\$	66.72
Utility Worker	\$	36.69	\$	50.45

2023 general wage increase, 6.75% to CSEU

*2023 general wage increase, 3.75% to
HGEU, WTDEU*



SOUTH FEATHER WATER & POWER AGENCY

TO: Board of Directors
FROM: Rath Moseley, General Manager
DATE: January 17, 2023
RE: LAIF Funds Management

This business item is to authorize the Finance Manager and Secretary/General Manager of South Feather Water and Power Agency to deposit or withdraw monies in the Local Agency Investment Fund.

Cheri Richer, Finance Manager
Rath Moseley, Secretary and General Manager

The recommended form of action is:

"I move approval that the District officers Cheri Richter, Finance Manager and Rath Moseley Secretary/General Manager shall be authorized to order the deposit or withdrawal of monies in the Local Agency Investment Fund".

M/S:
AYES:
NO's:
Abstain:



SOUTH FEATHER WATER & POWER AGENCY

TO: Board of Directors

FROM: Jaymie Perrin, Operations Support Manager

DATE: January 18th, 2023

RE: Business Item – Board Adoption of Language Enhancements to Rules and Regulations
01/24/2023 Board of Directors Meeting

SB-998

Staff respectfully requests that the board consider adopting the proposed enhancements to the agency's rules and regulations. As stated in last month's board meeting, the agency is planning to restore its ability to shut-off water service due to non-payment in early March. In the theme of continuous improvement and introducing this requirement to new team members, we built on the efforts that had previously been adopted and implemented in February 2020. Ultimately, the goal of this is to provide as much structured support our customer service staff that in-turn allows them to best support our customers' ability to make a payment and prevent the shut-off process all together.

"I move approval to adopt the highlighted language and change to the agency's master fee schedule consistent with requirements of SB-998"

1. The Agency has determined that a standard, gravity-type distribution system to provide the premises with adequate pressure is neither presently feasible nor contemplated within the foreseeable future.
2. The owner(s) agrees to install individual storage and pumping facilities and a backflow device necessary to ensure an adequate water supply at the premises at all times. In such cases, the equipment shall be installed and maintained on the applicant's side of the meter at his own risk and expense.

In no event will a Low Pressure Service (or an extension resulting in low pressure conditions) be granted if, in the opinion of the Agency, the premises are not situated within the immediate vicinity of existing Agency facilities containing sufficient water storage to ensure an adequate volume of water to serve said premises.

Section 8 - Reading of Meters

All water supplied by the Agency will be measured by means of water meters. The cubic foot will be the unit of measure, and the amounts charged for service shall be based on the current rates established by the Agency.

In general, meters shall be read on a monthly basis. As it is not always practicable to read meters at equal intervals, the period between reading dates may vary as much as five days.

Section 9 - Unreadable Meters

Bills for service will be based on an estimate if a meter fails to register the volume of water consumed or cannot be read. In estimating consumption, due consideration will be given to fluctuations in usage caused by seasonal changes or known service interruption.

Where a meter cannot be read without undue difficulty because of obstruction, the customer will be notified and requested to correct the condition. The Agency has the right to discontinue the service if the condition is not corrected. Where services is turned off for such cause, the Agency may require payment of a turn-on charge as provided for in the Schedule of Rates and Charges.

Section 10 – Policy on Service Discontinuation; Payment of Bills

Sections 10 through 13 of this policy shall constitute the Agency's policy on discontinuation of water service in accordance with California law. These sections of the policy and the final shutoff notice shall be available in English, Spanish, Chinese, Tagalog, Vietnamese, Korean, and any other language spoken by at least ten percent (10%) of the people residing in the Agency's service area. The policy shall be posted on the Agency's website. The Agency shall annually report the previous year's number of discontinuations of residential service for inability to pay on its internet website and report this information, if required, to the State Water Resources Control Board.

Bills are due and payable on the date they are mailed, and are delinquent ten (10) days thereafter. A delinquency penalty charge, as determined and as may be adjusted by the Board of Directors and as shown herein in the schedule of Fees and Charges, will be applied to each account's unpaid balance fifteen (15) days after it becomes delinquent and monthly thereafter until paid.²³

Customers may make advance payments to maintain water service during their absence. The billing will reflect the current credit balance until expended. Monies placed on deposit will not bear interest.

Water service accounts will only be established in the name of the property owner, except as provided in Section 13 D of these Rules and Regulations. Landlords who make arrangements with their tenants to pay the monthly

²³ Paragraph amended 10/27/98

water bill may request that the bill be sent to their tenant's address. Nevertheless, the landlord is ultimately responsible for payment delinquencies, unless the tenant has agreed to become a direct customer in accordance with Section 13 D of these Rules and Regulations. Delinquency notices will be sent to the occupant, and to landlords if the landlord is the customer of record.²⁴

The district will presume that the property owner's address for all purposes related to these rules and regulations is the address of the property associated to the account, unless the owner notifies the district otherwise, in writing. The owner is responsible to provide the district with a correct and current mailing address, e-mail address, and phone number. Any changes to these methods of communication should be completed by the owner as soon as possible.

If a property owner appoints a third party (property management) to manage the property and associated water account, the district shall receive a written notification that such an agreement has taken place and that the agency will deal directly with said third party, until otherwise notified.

The Manager and Treasurer, at their discretion, may sign term payment agreements with individual property owners under the following guidelines:²⁵

Up to a one hundred twenty (120) month period and a maximum amount of \$10,000 may be authorized for Agency fees and charges related to a new treated water service, including but not limited to system capacity charges, meter and backflow prevention device installation costs, and service line installation costs. The interest rate to be charged on all term payment agreements will be 10% per annum.

Failure by the property owner to comply with a term payment agreement may subject them to termination of water service until the full amount covered by the agreement is paid.

The term payment agreement will be recorded, will constitute a lien on the affected property, and will bind the heirs, successors and assigns of the property owner initiating the agreement.

Section 11 - Delinquent Accounts

Accounts are delinquent ten (10) days after the bill is mailed. Water services may be discontinued if an account remains delinquent seventy (70) days after the bill is mailed. A courtesy delinquency notice may be provided fifty (50) days after the bill is mailed. A final shutoff notice shall be mailed seven (7) business days prior to the scheduled delinquency shutoff. If the final shutoff notice is returned through the mail as undeliverable, then Agency staff shall make a good faith effort to visit the residence and leave the shutoff notice in a conspicuous location

The final shut-off notice generated in accordance with this section shall include the following: 1) the customer's name and address, 2) the amount(s) delinquent, 3) the date by which payment or arrangement for payment is required in order to avoid discontinuation of service, 4) a description of the process to apply for an extension of time to pay the delinquent charges, 5) a description of the procedure to petition for bill review and appeal, and 6) a description of the procedure by which the customer may request a deferred, reduced or alternative payment schedule, including an amortization of the delinquent service charges.

Customers who are unable to pay for water service within the normal payment period may request an alternative payment arrangement with the agency to avoid late and discontinuance fees or disruption of service. The district will consider all circumstances when reviewing the request and will ultimately determine if an arrangement is warranted. A payment arrangement may include an extension of the payment due date or an amortization plan. If

²⁴ Paragraph amended 7/28/94

²⁵ Paragraph and sub-paragraphs added 7/23/96, amended 8/27/96 and 1/27/98

the customer fails to comply with the granted payment arrangement and/or does not pay the subsequent charges, a written disconnection notice will be issued no less than 5 business days prior to the service being shut-off.

If a customer believes their bill, a charge thereon, or a determination of delinquency is incorrect the customer should immediately contact Agency staff by phone at 530-533-4578 or in person at the Agency's office located at 2310 Oro-Quincy Highway, Oroville. If the customer still believes the bill is incorrect after contacting Agency staff by phone or in person, they may promptly appeal a bill in writing to the General Manager no later than five (5) business days of receipt of a- disputed courtesy or final delinquency notice. Customer appeal rights will lapse and be summarily rejected if not delivered, in writing, within five (5) business days of the courtesy or final delinquency notice. Timely written appeals must state the reason(s) why the customer believes the bill is incorrect and may be mailed or delivered in person. The General Manager shall render a decision on written appeals in a timely manner, and the General Manager's decision will be considered final with respect to all charges then existing on the disputed bill. The General Manager may request additional information from the appealing customer and/or may conduct a hearing, if the General Manager believes such process will help in rendering a decision on the customer's appeal. The General Manager's decision, including the General Manager's findings, shall be provided to the customer in writing. Service shall not be discontinued while a written appeal is pending before the General Manager.

Written appeal to the General Manager is the sole procedure by which a customer may request reduced fees. The General Manager may grant such request, in the General Manager's discretion, only upon a finding that there was an error in computation of the customer's fees. Potential reduction in fees are available to residential services only.

Written request, with supporting documentation, delivered to Agency customer service staff is the sole procedure by which residential customers may request deferred or alternative payment schedules, including amortization of service charges. Eligible customers are those that make written request and provide (1) certification of a primary care provider that discontinuation of residential service will be life threatening to, or pose a serious threat to the health and safety of a resident of the customer's service address; and (2) the customer demonstrates that they are financially unable to pay for water service. A customer will be deemed financially unable to pay for service within the normal billing cycle if any member of the customer's household is a current recipient of CalWORKs, CalFresh, general assistance, Medi-Cal, Supplemental Security Income/State Supplementary Payment Program, or California Special Supplemental Nutrition Program for Women, Infants, and Children, or the customer declares that the household's annual income is less than 200 percent of the federal poverty level. Customers satisfying all of the foregoing criteria will be entitled to defer payment of delinquent charges by entering into an amortization agreement to allow the customer to pay the delinquent charges amortized over a three (3) month period, in addition to current charges that accrue for service each month. The amortization period in the agreement may be longer than three (3) months when Agency staff deems necessary, but shall not exceed twelve (12) months. If the customer fails to pay under the agreement for at least sixty (60) days, service may be discontinued with at least five (5) business days' notice posted at a prominent and conspicuous location at the property. Requests for deferral and amortization of bills are available to residential customers only and should be made prior to discontinuation of service by contacting South Feather Water and Power at its office located at 2310 Oro-Quincy Highway, Oroville, telephone number 530-533-4578.

A water service may be discontinued if the delinquent account balance has not been paid prior to the scheduled shutoff date. Once a service has been discontinued, the entire account balance must be paid prior to service being restored.²⁶

The delinquency notice, as well as the door hanger, shall serve as notification to the owner and resident that if the water service to the property becomes discontinued, any fire sprinkler system on the property that is connected to the impacted water service will not operate and the area protected by such fire sprinkler system shall be at risk.

Upon the restoration of service, reconnection fees for customers that are unable to pay in the normal billing cycle shall not exceed \$50 for reconnection ("turn-on") during normal operating hours, and shall not exceed \$150 for reconnection during

26 Paragraph added 10/27/98

nonoperational hours (“after hours”), but shall be charged in the amount specified by the Rates in Part D of these rules if less than \$50 and \$150, respectively.

Section 12 - Service Fees

When a courtesy delinquency notice is generated, a “Courtesy Delinquency Notice Service Fee” shall be added to the account and included in the delinquent balance. Said fee shall be determined and may be adjusted by the Board of Directors, and is shown herein in the schedule of Rates and Fees.

When a final shutoff notice is generated, a “Final Shutoff Notice Service Fee” shall be added to the account and included in the delinquent balance. Said fee shall be determined and may be adjusted by the Board of Directors, and is shown herein in the schedule of Rates and Fees.²⁷

When a water service is discontinued for delinquency a “Meter Lock Service Fee” shall be added to the account and included in the delinquent balance. Said fee shall be determined and may be adjusted by the Board of Directors, and is shown herein in the schedule of Rates and Fees. No additional fee will be assessed to restore service if the entire account balance is paid prior to said balance being assigned to the Butte County Tax Roll.²⁸

In the case where a delinquent bill is paid by check or credit card after the final shutoff notice has been mailed, and the check is returned unpaid by the bank, service may be immediately discontinued without further notice, provided that notice has been given in accordance with Section 11 of these Rules and Regulations. Prior to restoration of service, the account’s entire balance and any bank charge for a returned check must be paid in cash before service will be continued.²⁹

Section 13 - Discontinuance of Service

A. Reasons for Discontinuance of Water Service:

1. At Customer’s Request

Water service will be turned off on the date requested by the customer, excepting Saturdays, Sundays, and holidays, provided 24-hour advance notice is furnished to the Agency. The customer will be held responsible for all service rendered to his premises until the Agency has received notice to terminate such service. Only written requests by the property owner will be accepted.

2. For Nonpayment of Bills

Water service may be discontinued by the Agency if an account remains delinquent at least seventy (70) days after the bill is mailed.³⁰

Water service may only be discontinued for nonpayment of bills if the shut-off notices were provided as described in Section 11 of these Rules and Regulations. A customer may appeal a bill as described in Section 11, and service may not be discontinued while an appeal is pending before the Agency. Eligible customers facing discontinuation for nonpayment who are unable to pay during the normal billing cycle will be offered an opportunity to amortize their delinquent bill as provided in Section 11.

Customers can contact South Feather Water and Power at its office located at 2310 Oro-Quincy Highway, Oroville, telephone number 530-533-4578, to discuss options for averting discontinuation of service for nonpayment, including possible deferral and amortization.

27 Paragraph added 10/27/98
28 Paragraph amended 10/27/98
29 Paragraph amended 10/27/98
30 Paragraph amended 10/27/98

Account Transfer Charge (processing, meter reading, etc.)	\$20 ⁸⁵
Turn-on Charge	\$ 17⁸⁶ \$50.00
(After Hours	\$ 111⁸⁷ \$150.00
Residential Meter/Backflow Fee	\$1280 ⁸⁸
Backflow Install (existing customers)	\$685 ⁸⁹
Development Plan Check (of Engineer’s Estimate - potable water)	3% ea.
Development Inspection Fee (of Engineer’s Estimate - potable water)	3% ea. ⁹⁰
Encroachment Permit (includes inspection)	\$458 ⁹¹
Non-Standard Service ⁹²	
Temporary Building-Construction Service (6 month max.)	\$19/month ⁹³
Bulk-Service Meter Deposit	\$2500 ⁹⁴
Failure-to-report Usage Fee	\$78.50/month ⁹⁵
Water-Truck or –Container Backflow Inspection Fee	\$30 ⁹⁶
Bulk-Service Meter Charge	\$69/month ⁹⁷
Bulk-Service Volume-of-Usage Rage.....	\$1.50/unit ⁹⁸
Minimum Bulk-Service Meter Damage Repair Fee	\$25 ⁹⁹
Bulk Raw-Water Charge (2,500 gal. max.).....	\$5/load ¹⁰⁰
Filling Station Charge (2,500 gal. max.).....	\$5/load ¹⁰¹
Flow Test Fee	\$50/test ¹⁰²
Returned Check Fee (returned by bank).....	\$20/check ¹⁰³
Escrow Information Charge	\$5/order
Meter Tampering Fee (resetting, damaging, cutting locks, etc.)	
First Incident.....	\$25 + repair costs ¹⁰⁴
Second and Subsequent Incidents	\$250 + repair costs ¹⁰⁵
Delinquent Penalty	1½%/month penalty after 25 days ¹⁰⁶
Delinquency Notice Service Fee	\$3.00
Final Shutoff Notice Service Fee	\$ 33 ¹⁰⁷
Meter Lock Service Fee	\$ 61 ¹⁰⁸
Quitclaim Deed Processing Fee	\$25
Wasteful Water Use Penalty.....	\$100/month ¹⁰⁹

95 Change amount from \$20.00 to \$78.50; Effective July 2022 Billing Cycle

85 Effective 2/27/01

86 Authorized 10/27/98; amended 7/22/08. Fee to be increased annually, commencing January 1, 2009 by the same percentage as the annual cost-of-living adjustment granted to the Agency’s Water Treatment and Distribution Employees.

87 Effective 2/23/99; amended 7/22/08. Fee to be increased annually, commencing January 1, 2009 by the same percentage as the annual cost-of-living adjustment granted to the Agency’s Water Treatment and Distribution Employees.

88 Effective 2/23/21, charged whenever water service is requested for a parcel with an existing service line and meter set. Payment in full for installation of ¾” residential radio-read meter and ¾” backflow prevention device. Fee to be updated as inventory costs change.

89 Installation charge for parts when backflow device is required by agency regulations. Fee to be updated as inventory costs change.

90 Name amended 2/27/01

91 Amended 3/23/21: Charge is based on current Butte County fees plus overhead percentage.

92 Renamed 11/27/01

93 Updated: 04/27/21

94 Added 11/27/01; amended 7/22/0; amended 7/27/21. If customer fails to report monthly usage for two consecutive months, deposit will be retained if meter is not returned in good condition upon request.

95 Added 7/22/08. Fee assessed if customer fails to report monthly usage.

96 Added 11/27/01

97 Added 11/27/01

98 Added 11/27/01

99 Added 11/27/01

100 Added 11/27/01

101 Added 11/27/01

102 Effective 8/26/97

103 Authorized 3/23/93; effective 4/1/93; amended 2/27/01

104 Effective 2/27/01

105 Effective 8/26/97

106 Effective 2/27/01/ amended 07/22/08

107 Authorized 10/27/98; amended 7/22/08. Fee to be increased annually, commencing January 1, 2009 by the same percentage as the annual cost-of-living adjustment granted to the Agency’s Water Treatment and Distribution Employees.

108 Authorized 3/23/93; effective 4/1/93; amended 2/27/01 and 7/22/08. Fee to be increased annually, commencing January 1, 2009 by the same percentage as the annual cost-of-living adjustment granted to the Agency’s Water Treatment and Distribution Employees.

109 Authorized 7/28/20



SOUTH FEATHER WATER & POWER AGENCY

TO: Board of Directors

FROM: Cheri Richter, Finance Manager

DATE: January 19, 2023

RE: General Information (regarding matters not scheduled on the agenda)
1/24/23 Board of Directors Meeting

Form 700

The California Fair Political Practices Commission Form 700, Statement of Economic Interests, will be distributed to the Board members at today's meeting. A fillable version of the form is also available on the FPPC website, <http://www.fppc.ca.gov>. The due date for returning the completed forms to me is April 1, 2023.

Interim audit work

This is the 2nd year with the accounting firm auditing the Agency's financial records, C.J. Brown & Company CPAs, An Accountancy Corporation (formerly Fedak and Brown, LLP, Certified Public Accountants). Jonathan Abadesco was our primary contact last year and has been this year as well.

Documentation requested by the auditors has been compiled and scanned for their preliminary review of operations. Cash receipts/utility billing, cash disbursements and payroll documentation are the areas currently under review.

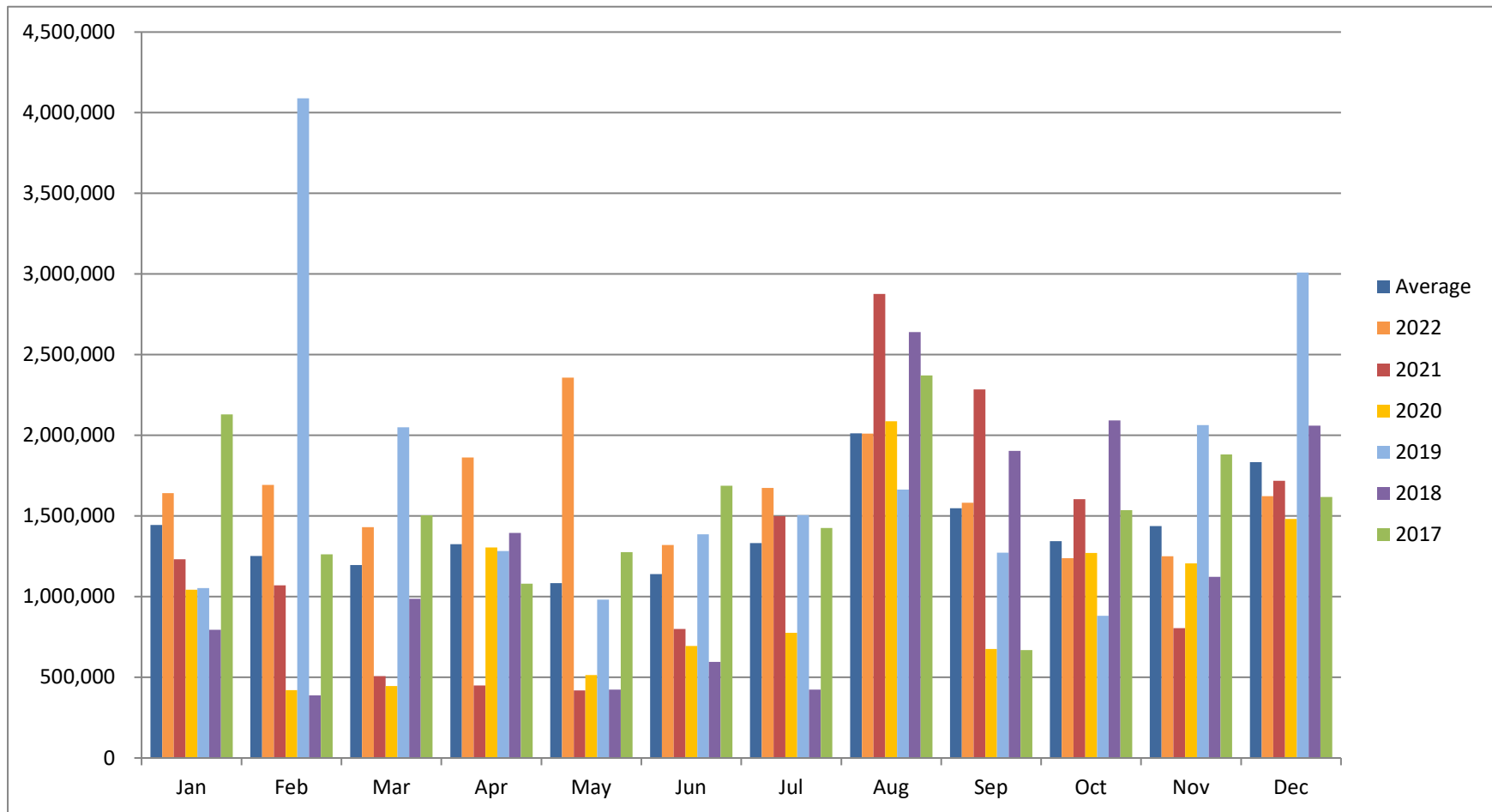
General Wage Increases for 2023

General wage increases set forth in the current memorandums of understanding, 3.75% for HGEU and WTDEU members and 6.75% for CSEU members, were included in the paychecks issued on January 13, 2023. The updated pay schedules will reflect the new pay rates and will be posted to the Agency's website.

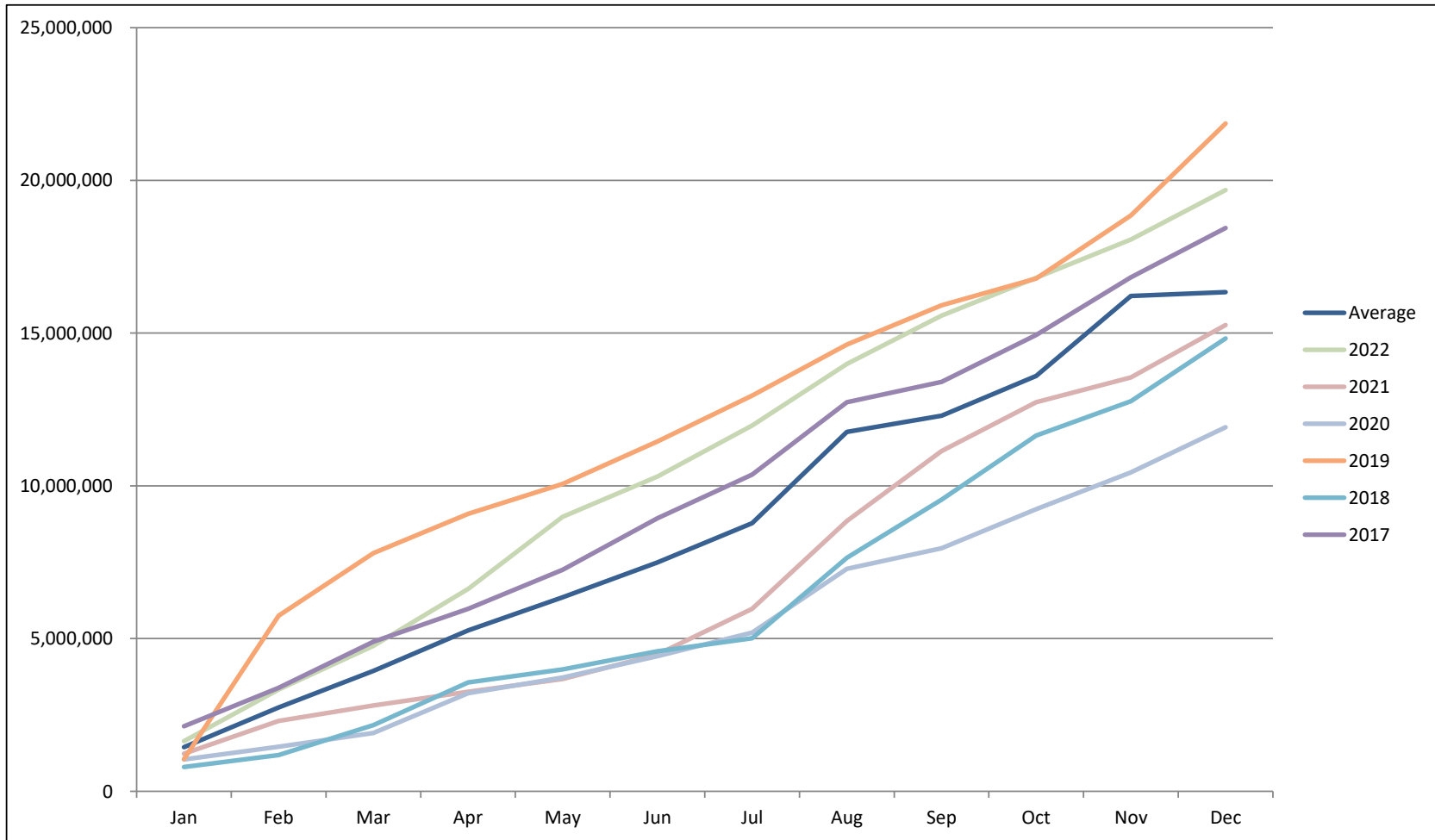
Santa Clara Valley Water District

Per the Purchase Agreement for Water Transfer, dated July 24, 2022, an invoice for \$2,341,800.00 was sent to SCVWD for the 7,806 acre feet delivered in 2022. Additionally, we received a payment of \$37,500.00 for administration fees associated with the water transfer.

South Feather Water and Power Agency Power Sold By Month



South Feather Water and Power Agency
Cumulative Power Purchases
All Powerhouses



South Feather Water and Power Agency
Joint Facilities Operating Fund Financial Report
January 24, 2023 Board Meeting

ACCOUNT	DESCRIPTION	2019	2020	2021	2022	2022	2022	% of
		ACTUAL	ACTUAL	ACTUAL	BUDGET	ESTIMATED	ACTUAL Thru 12/31/2022	Budget
REVENUE:								
41150	Sale of Electricity	19,631,871	10,640,356	17,375,993	18,350,000	19,085,042	17,722,913	97%
41502	Water Sales	0	0	5,600,000	0	37,500	37,500	0%
42306	Current Service Charges	15,512	12,131	54,207	17,500	17,500	16,588	95%
42331	Concession Income	0	0	0	0	0	0	0%
49250	Interest Income	665,557	427,042	(21,957)	60,000	(350,000)	0	0%
49321	State of CA, DWR	0	0	0	0	0	0	0%
49405	Insurance Reimbursement	601,929	80,452	67,865	75,000	80,181	80,181	107%
49521	JFOF FEMA	0	443,135	108,611	0	3,276	3,276	0%
49522	JFOF CalOES	0	114,763	58,876	0	0	0	0%
49929	Miscellaneous Income	9,306	0	2,700	3,000	1,000	1,000	33%
	Total Revenue	20,924,175	11,717,879	23,246,295	18,505,500	18,874,499	17,861,458	97%
OPERATING EXPENSES:								
JFOF Administration, 7-60								
	Salaries & Benefits	1,038,309	1,153,138	855,957	833,174	1,011,605	778,800	93%
	Supplies	4,666	2,810	3,671	6,600	7,255	4,072	62%
	Services	695,666	344,280	385,413	366,050	463,708	372,359	102%
	Utilities	33,290	37,989	39,240	35,075	48,191	42,327	121%
	Fuel, Oil, Auto	0	498	25	0	0	0	0%
	Training/Dues	12,466	15,180	13,012	13,150	13,050	12,669	96%
	JFOF Administration, 7-60	1,784,397	1,553,895	1,297,318	1,254,049	1,543,810	1,210,225	97%
Risk Management, 7-62								
	Salaries & Benefits	82,084	97,456	84,945	107,805	125,583	87,656	81%
	Supplies	7,082	3,608	3,622	13,400	6,780	5,544	41%
	Services	158,884	196,865	227,986	234,250	173,904	175,846	75%
	Training/Dues	1,877	3,672	1,929	6,350	100	169	3%
	JFOF Environ Health & Safety, 7-62	249,927	301,601	318,482	361,805	306,367	269,214	74%
Power Plant Operations, 7-63								
	Salaries & Benefits	2,288,510	2,735,948	2,042,608	2,790,755	3,438,723	2,199,083	79%
	Supplies	65,023	36,001	56,184	121,000	98,266	98,709	82%
	Services	174,251	215,838	187,893	277,950	132,012	132,109	48%
	Utilities	61,164	76,375	49,115	48,500	47,500	47,946	99%
	Training/Dues	9,273	315	458	15,000	6,175	4,884	33%
	JFOF Power Plant Operations, 7-63	2,598,221	3,064,477	2,336,258	3,253,205	3,722,676	2,482,731	76%

South Feather Water and Power Agency
Joint Facilities Operating Fund Financial Report
January 24, 2023 Board Meeting

<u>ACCOUNT</u>	<u>DESCRIPTION</u>	2019 <u>ACTUAL</u>	2020 <u>ACTUAL</u>	2021 <u>ACTUAL</u>	2022 <u>BUDGET</u>	2022 <u>ESTIMATED</u>	2022 <u>ACTUAL</u> Thru 12/31/2022	% of <u>Budget</u>
OPERATING EXPENSES (CON'T)								
Water Collection, 7-64								
	Salaries & Benefits	789,462	622,346	568,672	614,254	708,533	581,547	95%
	Supplies	67,232	42,009	47,502	86,200	65,509	62,511	73%
	Services	546,330	686,098	470,214	508,350	517,440	562,750	111%
	Utilities	3,648	10,183	7,995	5,000	0	5,682	114%
	Fuel, Oil, Auto	0	63	0	0	300	296	0%
	Training/Dues	1,099	73	0	0	100	30	0%
JFOF Water Collection, 7-64		1,407,771	1,360,772	1,094,383	1,213,804	1,291,882	1,212,816	100%
Campgrounds, 7-65								
	Salaries & Benefits	44,581	52,532	4,385	55,531	83,650	23,189	42%
	Supplies	1,948	978	0	1,650	1,243	1,227	74%
	Services	8,926	7,277	2,567	52,200	10,956	9,713	19%
	Utilities	7,939	7,633	2,300	5,000	9,416	7,846	157%
	Fuel, Oil, Auto	23	0	0	0	0	0	0%
	Training/Dues	0	0	0	0	0	0	0%
JFOF Campgrounds, 7-65		63,417	68,420	9,252	114,381	105,265	41,975	37%
JFOF Plant & Shop, 7-66								
	Salaries & Benefits	441,888	451,378	560,831	583,179	426,378	391,794	67%
	Supplies	23,420	17,291	15,535	46,750	44,855	44,413	95%
	Services	5,085	13,308	25,410	23,500	23,500	20,949	89%
	Utilities	69,706	71,752	85,188	76,600	76,600	80,128	105%
	Fuel, Oil, Auto	91,874	56,431	116,402	85,750	124,050	116,712	136%
	Training/Dues	0	0	0	4,000	4,785	4,785	0%
JFOF Plant & Shop, 7-66		631,973	610,160	803,366	819,779	700,168	658,781	80%
Regulatory Compliance, 7-67								
	Salaries & Benefits	87,754	181,105	142,965	241,335	316,651	179,336	74%
	Supplies	17	3,058	3,061	3,950	675	872	22%
	Services	277,400	117,517	128,235	742,800	295,929	388,136	52%
	Utilities	0	0	0	0	685	685	0%
	Training/Dues	1,160	199	99	3,000	1,980	1,980	66%
JFOF Regulatory Compliance, 7-67		366,331	301,879	274,360	991,085	615,920	571,007	58%

South Feather Water and Power Agency
 Joint Facilities Operating Fund Financial Report
 January 24, 2023 Board Meeting

<u>ACCOUNT</u>	<u>DESCRIPTION</u>	<u>2019 ACTUAL</u>	<u>2020 ACTUAL</u>	<u>2021 ACTUAL</u>	<u>2022 BUDGET</u>	<u>2022 ESTIMATED</u>	<u>2022 ACTUAL Thru 12/31/2022</u>	<u>% of Budget</u>
OPERATING EXPENSES (CON'T)								
Communications & IT, 7-68								
	Salaries & Benefits	145,403	137,936	313,836	274,452	243,460	180,292	66%
	Supplies	16,388	10,400	35,838	81,540	47,115	40,934	50%
	Services	38,776	44,465	31,656	163,900	66,997	65,007	40%
	Utilities	1,707	1,936	3,455	30,000	11,091	10,911	36%
	Training/Dues	912	1,729	2,292	8,100	4,088	3,573	44%
JFOF Communications & IT, 7-68		203,186	196,466	387,077	557,992	372,751	300,717	54%
TOTAL OPERATING EXPENSES		7,305,223	7,457,670	6,520,496	8,566,100	8,658,837	6,747,468	79%
SUB-TOTAL, REVENUES OVER OPER EXP		13,618,952	4,260,209	16,725,799	9,939,400	10,215,662	11,113,991	
Other Non-Operating Expenses:								
	North Yuba Water District	(709,000)	(709,000)	(709,000)	(709,000)	(709,000)	(709,000)	100%
	2019 Install Purch Agmt Principal	(773,548)	(1,476,613)	(1,547,584)	0	(4,304,278)	(4,304,278)	0%
	Interest Expense	(399,896)	(308,393)	(254,956)	(99,804)	(99,804)	(99,804)	100%
	Pension Expense	(434,687)	0	0	(1,617,500)	0	0	0%
Captial Outlay								
2010-0828	LCD Crest Modification			51,245	50,000	50,000	16,307	33%
2018-0944	JFOF PP-KPH TSV 2019			2,130	10,000	2,130	0	0%
2019-0960	KPH Septic System Repair / Replacement			0	10,000	72,000	77,365	774%
2020-0970	CO-CAISO meter installation			54,924	7,500	4,000	4,857	65%
2021-0971	CO-SCADA upgrade			167,109	7,500	1,000	(261)	-3%
2021-0972	FPH New Sump Oil Skimmer (Abanaki model SM8C02-F)			7,316				
2021-0973	Vehicle replacement-F350 utility worker truck w/utility bed, T-117			53,728				
2021-0974	WC-South Fork Div Dam Safety Buoys and Log Booms			8,949				0%
2021-0975	CO-SCADA master install			30,249	10,000	10,000	0	0%
2021-0976	PP-FPH Guide Bearing Oil Coolers			65,986				0%
2021-0977	JS-Truck Replacement for Comm Tech, replace T-101, 2004 Ford Expedition			38,855				0%
2021-0978	WC-STA 8 Bridge Deck Replacement			8,538				0%
2021-0979	CO-Backup generator, pad and appurtenances			31,256				0%
2021-0980	PP-Forbestown Div Dam SF-17 Access. Repl Stairs, Bridge, Trail			8,336				0%
2021-0981	CO-Generator Building at Sunset Hill Main Comm Site			12,302				0%
2021-0982	JS-Concrete aprons and approach, welding shop and hazmat			7,184	10,000	10,000	1,859	19%
2021-0983	JS-Truck Replacement for Roving Operator, replace 2005 Chevy			0	0	35,000	34,672	0%
2022-0984	WC-1 ton diesel truck, standard cab, single rear wheel				81,000	81,006	81,006	100%
2022-0985	Boom Truck with basket				230,000	230,000	227,436	99%

South Feather Water and Power Agency
 Joint Facilities Operating Fund Financial Report
 January 24, 2023 Board Meeting

<u>ACCOUNT</u>	<u>DESCRIPTION</u>	2019	2020	2021	2022	2022	2022	<u>% of</u>
		<u>ACTUAL</u>	<u>ACTUAL</u>	<u>ACTUAL</u>	<u>BUDGET</u>	<u>ESTIMATED</u>	<u>ACTUAL</u> <u>Thru 12/31/2022</u>	
Capital Outlay (con't)								
2022-0986	SCADA Historian server				18,000	18,000	12,935	72%
2022-0987	DAC 2 Rack Server for Scada System				50,000	50,000	27,458	55%
2022-0988	Shop Press				7,500	7,500	7,240	97%
2022-0989	Welding Shop Cabinets				35,000	35,003	35,003	100%
2022-0990	Dump truck- 2014 Peterbilt				150,000	140,000	134,368	90%
2022-0991	FPH TSV Seal Kit				55,000	55,000	71,106	129%
2022-0992	Storage System (SAN) replacement				30,000	30,000	23,289	78%
2022-0993	(3) Data Loggers: Black Rock and Kenzie Ravine. HS22+ with GOES Transmitter				27,000	22,000	19,103	71%
2022-0994	Security Cameras for Front Gates and Transformers, WPH, FPH, KPH				22,500	22,500	11,450	51%
2022-0995	Mini Excavator				85,000	85,000	68,754	81%
2022-0996	Bobcat Skid Steer with Power Broom Attachment				50,000	50,000	50,753	102%
2022-0997	Pewag Loader and Grader Snow Chains (3 Sets)				22,000	22,000	18,186	83%
2022-0998	GPS Equipment				11,000	11,000	10,368	94%
2022-0999	Truck Replace for Roving Operator, replace 2007 Chevy, T-112 - Broken Frame				45,000	45,000	0	0%
2022-0601	Phone system upgrade, 2022				14,000	14,000	13,488	96%
2022-0602	Replace SF10 Walkway, SCDD				15,000	15,000	1,731	12%
2022-0603	MRC Panel 300 Access Road Repair				496,000	0	202,801	41%
2022-63a / Capital	FPH Cooling Water Strainer System, engineering and design proposed				25,000	0	0	0%
2022-63b / Capital	FPH Repaint Generator Housing				150,000	0	0	0%
2022-63c / Capital	WPH Repaint Generator Housing and TWD System				130,000	0	0	0%
2022-63f / Capital	FPH Tailrace Underwater Concrete Repair				50,000	0	0	0%
2022-63g / Capital	FPH Penstock Recoat 60 Feet				45,000	0	0	0%
2022-63j / Capital	FPH Oil Level Device Upgrade				18,000	0	0	0%
2022-63k / Capital	WPH Oil Level Device Upgrade				18,000	0	0	0%
2022-63l / Capital	KPH Sump Pump and motor				14,000	0	0	0%
2022-63r / Capital	FPH Gen and Exciter House Ozone Scrubber				7,500	0	0	0%
2022-63s / Capital	HART Field Instrument Communicator				7,100	0	0	0%
2022-64b / Capital	SPH PSV & penstock recoating, engineering only				12,000	12,000	0	0%
2022-64c / Capital	MRC repair, panel 210, 50'				160,000	0	0	0%
2022-64d / Capital	MRC Bin Wall Materials				100,000	0	0	0%
2022-64e / Capital	LGV Res Penstock Drain Valve Replacement				60,000	0	0	0%
2022-64g / Capital	LGV Res Fish Flow Valve Replacement				20,000	20,000	0	0%
2022-64k / Capital	Bangor Canal at SF 25 Shotcrete				10,000	0	0	0%
2022-64m / Capital	RTU Water Logger HS522+ GOES Xmitter Forbestown Ditch				7,500	7,500	0	0%

South Feather Water and Power Agency
Joint Facilities Operating Fund Financial Report
January 24, 2023 Board Meeting

<u>ACCOUNT</u>	<u>DESCRIPTION</u>	<u>2019 ACTUAL</u>	<u>2020 ACTUAL</u>	<u>2021 ACTUAL</u>	<u>2022 BUDGET</u>	<u>2022 ESTIMATED</u>	<u>2022 ACTUAL Thru 12/31/2022</u>	<u>% of Budget</u>
Capital Outlay (con't)								
2022-66f / Capital	F150 Extra Cab with camper shell- replace T97- elect tech truck				55,000	55,000	0	0%
2022-66g / Capital	PDHQ 41KW Propane Generator with 200 amp XFER Switch				50,000	0	0	0%
2022-66j / Capital	F150 Crew Cab- carpool vehicle				45,000	45,000	0	0%
2022-66o / Capital	Welding Shop 3-Ph Propane Generator				35,000	0	0	0%
2022-67b / Capital	Sly Spillway Rockfall Mitigation (Ext)				120,000	170,000	0	0%
2022-67g / Capital	Excavate sedimentation at SCDD weir				15,000	15,000	0	0%
Capital Outlay (con't)								
2022-68c / Capital	CAISO meter installations, 4 powerhouses - Outside Services				35,000	35,000	0	0%
2022-68e / Capital	WPH PSV Valve Trip System				30,000	0	0	0%
2022-68j / Capital	(1) GE MX RTU Processor - Spare				6,000	6,000	0	0%
2021-68it1 / Capital	Replacement Server				13,000	13,000	0	0%
	Total Capital Outlay	(3,573,487)	(2,157,078)	(548,107)	(2,787,100)	(1,495,639)	(1,151,273)	41%
Transfers In:								
	Power Division Legacy Fund	1,096,094	0	0	0	0	0	0%
	Retiree Benefit Trust	0	1,617,546	0	0	0	0	0%
Transfers Out:								
	General Fund-Minimum Payment	(709,000)	(709,000)	(709,000)	(709,000)	(709,000)	(709,000)	100%
	General Fund-Overhead	(621,688)	(480,058)	(613,367)	(500,000)	(367,675)	(367,675)	74%
	Retiree Benefit Trust	(201,179)	0	0	0	0	0	0%
Net Non-operating, Capital Outlay and Transfers		(7,422,485)	(4,222,596)	(4,382,014)	(6,422,404)	(7,685,396)	(7,341,030)	
	NET REVENUE OVER EXPENSES	6,196,467	37,613	12,343,785	3,516,996	2,530,266	3,772,961	
	Beginning Balance				36,838,728	36,838,728	36,838,728	
	NYWD-Additional Payment				(2,000,000)	(3,269,900)	(3,269,900)	
	General Fund-Additional Payment				(2,000,000)	(3,269,900)	(3,269,900)	
	Reserve for PG&E Standby				0	0	0	
	Ending Balance				36,355,724	32,829,194	34,071,889	

NOTES: (1) Per NYWD agreement, 15% working capital reserve of \$1,416,570, and \$18,783,662 contingency reserve is required, total of \$20,200,232.
(2) Ending 12/31/20 balance includes designated reserves of \$1,617,546 for retiree benefits.

South Feather Water and Power Agency
 General Fund Financial Report
 January 24, 2023 Board Meeting

<u>ACCOUNT</u>	<u>DESCRIPTION</u>	<u>2019 ACTUAL</u>	<u>2020 ACTUAL</u>	<u>2021 ACTUAL</u>	<u>2022 BUDGET</u>	<u>2022 ESTIMATED</u>	<u>2022 ACTUAL Thru 12/31/22</u>	<u>% of BUDGET</u>
REVENUE:								
Water Sales Rev								
	41100 Domestic Water	2,138,729	2,674,305	2,607,133	2,500,000	2,531,850	2,383,082	95%
	41400 Irrigation Water	218,507	263,727	282,060	300,000	260,260	285,814	95%
	41420 Water Sales, NYWD to Yuba City	190,388	195,300	199,215	200,000	200,000	207,653	104%
	Sub-Total Water Sales Rev	2,547,624	3,133,332	3,088,408	3,000,000	2,992,110	2,876,548	96%
Power Revenue								
	41305 Sly Cr Pwr Generation	2,128,918	1,297,452	1,816,122	1,850,000	1,890,700	1,961,433	106%
	41306 Surplus Wtr	87,360	25,164	156,026	50,000	50,000	0	0%
	Sub-Total Power Rev	2,216,278	1,322,616	1,972,148	1,900,000	1,940,700	1,961,433	103%
Water Serv Chgs								
	42301 Sundry Billing (Job Orders)	173,718	57,108	265,038	75,000	178,744	175,579	234%
	42321 Annexation Fees	0	0	26,239	0	38,000	37,761	100%
	42341 System Capacity Charges	NA	69,801	61,082	50,000	157,045	148,319	297%
	Other Water Serv Charges (Current & Misc.)	132,685	29,249	54,799	50,000	50,000	43,019	86%
	Sub-Total Water Serv Chgs	306,403	156,158	407,158	175,000	423,789	404,678	231%
Non-Oper Revenue								
	49250 Interest Earnings	85,264	108,903	1,070	1,000	(10,000)	245,423	24542%
	49311 Property Taxes	663,748	681,269	718,188	710,000	710,000	383,319	54%
	49405 ACWA/JPIA RPA	82,631	103,294	40,381	50,000	45,377	45,377	91%
	49625 Back Flow Installation	14,021	9,400	5,385	10,000	5,000	5,480	55%
	49630 Back Flow Inspection	123,738	127,236	130,550	140,000	135,000	137,586	98%
	Cal-Fire grant for wood chipper	0	0	0	32,716	32,716	0	0%
	Fed/State/County Palermo clean water	0	0	0	539,000	539,000	0	0%
	Other Non-Oper Rev (Misc.)	4,413	31,455	2,672	2,500	2,500	255	10%
	Sub-Total Non-Oper Rev	973,815	1,061,557	898,246	1,485,216	1,459,593	817,440	55%
	TOTAL GENERAL FUND REVENUE	6,044,120	5,673,663	6,365,960	6,560,216	6,816,192	6,060,098	92%

South Feather Water and Power Agency
 General Fund Financial Report
 January 24, 2023 Board Meeting

<u>ACCOUNT</u>	<u>DESCRIPTION</u>	<u>2019</u> <u>ACTUAL</u>	<u>2020</u> <u>ACTUAL</u>	<u>2021</u> <u>ACTUAL</u>	<u>2022</u> <u>BUDGET</u>	<u>2022</u> <u>ESTIMATED</u>	<u>2022</u> <u>ACTUAL</u> <u>Thru 12/31/22</u>	<u>% of</u> <u>BUDGET</u>
OPERATING EXPENSES:								
General Administration, 1-50								
	Salaries & Benefits	875,726	785,777	1,439,950	807,061	942,995	701,214	87%
	Supplies	13,901	5,032	10,424	7,150	9,675	9,298	130%
	Services	207,699	121,268	129,570	128,200	133,500	93,099	73%
	Utilities	51,896	52,010	58,245	60,000	60,000	59,972	100%
	Fuel, Oil, Auto	0	0	0	0	0	0	0%
	Training/Dues	33,452	13,616	19,927	25,000	23,945	23,713	95%
General Admin, 1-50		<u>1,182,674</u>	<u>977,703</u>	<u>1,658,116</u>	<u>1,027,411</u>	<u>1,170,115</u>	<u>887,297</u>	<u>86%</u>
Water Source, 1-51								
	Source of Supply	17,468	16,117	14,888	15,000	17,500	16,536	110%
Water Source, 1-51		<u>17,468</u>	<u>16,117</u>	<u>14,888</u>	<u>15,000</u>	<u>17,500</u>	<u>16,536</u>	<u>110%</u>
Risk Management, 1-52								
	Salaries & Benefits	80,906	110,291	90,111	108,525	123,357	88,521	82%
	Supplies	1,990	9,895	3,220	8,700	4,864	5,068	58%
	Services	129,749	118,598	137,138	140,250	113,652	114,835	82%
	Utilities	917	910	571	900	600	596	66%
	Training/Dues	179	169	372	700	400	249	36%
Environmental Health & Safety, 1-52		<u>213,741</u>	<u>239,863</u>	<u>231,412</u>	<u>259,075</u>	<u>242,873</u>	<u>209,270</u>	<u>81%</u>
Water Treatment, 1-53								
	Salaries & Benefits	1,288,690	1,427,710	1,324,450	1,808,313	2,106,966	1,476,690	82%
	Supplies	122,955	127,485	113,066	152,200	164,151	155,115	102%
	Services	49,336	59,723	32,191	81,500	54,030	53,059	65%
	Utilities	197,201	305,168	309,928	245,000	255,612	219,583	90%
	Fuel, Oil, Auto	0	2,510	0	5,500	0	0	0%
	Training/Dues	4,667	833	75	2,750	172	172	6%
Water Treatment, 1-53		<u>1,662,849</u>	<u>1,923,429</u>	<u>1,779,710</u>	<u>2,295,263</u>	<u>2,580,931</u>	<u>1,904,618</u>	<u>83%</u>
Transmission & Distribution, 1-54								
	Salaries & Benefits	2,110,922	2,387,626	1,952,583	2,575,561	2,659,122	1,932,322	75%
	Supplies	100,639	71,974	71,859	220,000	99,727	94,883	43%
	Services	21,040	26,518	25,291	50,000	7,092	7,092	14%
	Utilities	40,897	40,021	48,714	53,000	50,491	50,490	95%
	Fuel, Oil, Auto	2,338	0	4,402	14,500	50	25	0%
	Training/Dues	1,633	1,995	3,997	9,500	1,813	1,435	15%
Transmission & Distribution, 1-54		<u>2,277,469</u>	<u>2,528,134</u>	<u>2,106,846</u>	<u>2,922,561</u>	<u>2,818,295</u>	<u>2,086,247</u>	<u>71%</u>

South Feather Water and Power Agency
 General Fund Financial Report
 January 24, 2023 Board Meeting

<u>ACCOUNT</u>	<u>DESCRIPTION</u>	<u>2019</u> <u>ACTUAL</u>	<u>2020</u> <u>ACTUAL</u>	<u>2021</u> <u>ACTUAL</u>	<u>2022</u> <u>BUDGET</u>	<u>2022</u> <u>ESTIMATED</u>	<u>2022</u> <u>ACTUAL</u> <u>Thru 12/31/22</u>	<u>% of</u> <u>BUDGET</u>
OPERATING EXPENSES (Con't)								
Customer Accounts, 1-55								
	Salaries & Benefits	686,714	806,810	758,608	1,251,631	1,230,470	912,823	73%
	Supplies	149,172	112,376	106,891	164,000	154,688	150,878	92%
	Services	32,608	59,573	81,195	40,000	60,861	63,911	160%
	Utilities	0	0	964	1,000	1,556	1,556	100%
	Training/Dues	1,215	11,776	12,903	5,000	735	735	15%
	Customer Accounts, 1-55	869,709	990,535	960,561	1,461,631	1,448,310	1,129,903	77%
General Plant & Shop, 1-56								
	Salaries & Benefits	451,630	527,789	388,464	550,571	619,072	440,504	80%
	Supplies	26,962	16,376	11,380	24,200	29,099	28,507	118%
	Services	34,405	13,755	2,587	16,600	540	585	4%
	Utilities	33,029	26,908	28,357	30,000	35,045	33,300	111%
	Fuel, Oil, Auto	136,685	113,709	121,999	130,000	190,556	186,724	144%
	General Plant & Shop, 1-56	682,711	698,537	552,787	751,371	874,312	689,620	92%
Sundry & Expense Credits, 1-57								
	Salaries & Benefits	26,405	27,334	29,256	25,000	30,687	26,512	106%
	Supplies	40,858	22,290	33,167	20,000	61,778	46,334	232%
	Services	0	235	42,430	1,000	5,000	7,714	0%
	Sundry, 1-57	67,263	49,859	104,853	46,000	97,465	80,560	175%
Information Technology, 1-58								
	Salaries & Benefits	336,202	419,238	317,458	371,353	331,664	205,698	55%
	Supplies	21,425	13,622	7,630	54,100	50,720	38,259	71%
	Services	58,638	62,351	47,253	115,000	81,390	81,390	71%
	Utilities	2,125	3,045	2,479	3,000	2,571	2,355	79%
	Training/Dues	2,585	1,701	6,228	8,700	175	175	2%
	Information Systems, 1-58	420,975	499,957	381,048	552,153	466,520	327,877	59%
Sly Creek Power Plant, 1-61								
	Salaries & Benefits	365,474	363,028	323,779	351,667	599,963	487,905	139%
	Supplies	20,724	12,846	9,402	26,800	23,626	22,081	82%
	Services	91,196	39,758	36,821	52,210	36,703	36,699	70%
	Utilities	20,884	22,677	23,802	16,900	15,450	13,348	79%
	Auto Expense	106	0	39	0	0	66	0%
	Sly Creek Power Plant, 1-61	498,384	438,309	393,843	447,577	675,742	560,100	125%

South Feather Water and Power Agency
 General Fund Financial Report
 January 24, 2023 Board Meeting

<u>ACCOUNT</u>	<u>DESCRIPTION</u>	<u>2019</u> <u>ACTUAL</u>	<u>2020</u> <u>ACTUAL</u>	<u>2021</u> <u>ACTUAL</u>	<u>2022</u> <u>BUDGET</u>	<u>2022</u> <u>ESTIMATED</u>	<u>2022</u> <u>ACTUAL</u> <u>Thru 12/31/22</u>	<u>% of</u> <u>BUDGET</u>
	TOTAL OPERATING EXPENSES	7,893,243	8,362,443	8,184,064	9,778,042	10,392,063	7,892,026	81%
SUB-TOTAL, REVENUES OVER OPER EXP		(1,849,123)	(2,688,780)	(1,818,104)	(3,217,826)	(3,575,871)	(1,831,928)	57%
Other Non-Operating Expenses								
	Supplies & Services	1,100	3,600	3,400	3,250	3,600	3,908	120%
	Interest	844,634	826,793	808,521	793,950	811,353	798,765	101%
	Principal	580,000	600,000	615,000	635,000	635,000	635,000	100%
	Pension Expense	349,513	0	0	1,977,000	0	0	0%
Other Non-Operating Expenses:								
CAPITAL OUTLAY:								
2019-0192	TD-Distribution System Remote Monitoring			9,551	10,000	10,000	5,438	54%
2020-0198	Community Line, Foothill Blvd./Oro Bangor Hwy to Grange			68,058				
2020-0200	Oro-Bangor Hwy/BTP to Avacado			48,097	500	500	394	79%
2020-0970	SPH-CAISO meter installation			26,094	2,500	2,500	4,857	194%
2021-0204	MRTP #2 raw water pump replacement			64,907				
2021-0205	Hwy 162 / Arbol			129,559				
2021-0206	IT-MRTP SAN replacement			23,185				
2021-0207	CA-Meter reader communications			1,750	0	4,560	4,557	100%
2021-0208	Replace 1998 Bobcat mini excavator, E-123			0	70,000	70,000	68,635	98%
2021-0209	IT-Fiber optic and switches replacement			0	18,500	18,500	10,296	56%
2021-0210	Replace 2009 Ford F-350, T-82			0	60,000	60,000	0	0%
2021-0971	SPH-SCADA upgrade			55,638	2,500	2,500	0	0%

South Feather Water and Power Agency
 General Fund Financial Report
 January 24, 2023 Board Meeting

<u>ACCOUNT</u>	<u>DESCRIPTION</u>	<u>2019 ACTUAL</u>	<u>2020 ACTUAL</u>	<u>2021 ACTUAL</u>	<u>2022 BUDGET</u>	<u>2022 ESTIMATED</u>	<u>2022 ACTUAL Thru 12/31/22</u>	<u>% of BUDGET</u>
CAPITAL OUTLAY (Con't)								
2022-0212	Vacuum, portable, towable				30,000	30,000	29,706	99%
2022-0213	Shotcrete Pinecrest (pipe)				60,000	22,304	22,304	37%
2022-0214	Streaming Current Analyzer with Organics module				22,000	22,000	21,742	99%
2022-0215	Ditchtender vehicle, 2021 Ford Ranger, T-318				43,000	43,000	42,785	99%
2022-0216	SPH station air compressor				10,500	11,000	10,997	105%
2022-0217	Meter Service Technician vehicle, 2022 Ford F250				70,000	70,000	69,682	100%
2022-0218	Storage System (SAN) replacement				30,000	33,000	32,743	109%
2022-0219	Palermo clean water 2022				539,000	539,000	72,743	13%
2022-0220	MRTP security cameras upgrade				15,000	15,000	8,138	54%
2022-0221	SPH security cameras for front gate and transformer				7,500	7,500	3,937	52%
2022-0222	Trailer for Bobcat (see 2021-0208)				30,000	30,000	28,305	94%
2022-0223	GPS Equipment				10,000	8,200	8,083	81%
2022-0224	Wood chipper				52,716	40,000	37,538	71%
2022-0225	Phone system upgrade, 2022				18,500	18,500	17,638	95%
2022-0226	MRTP raw water pump 3 replacement				40,000	40,000	0	0%
2022-0227	SPH PSV Roof Replacement and Rockfall Protection				75,000	0	10,925	15%
2022-53b / Capital	MRTP metal storage building				40,000	0	0	0%
2022-53c / Capital	Portable, towable generator for BTP/Shop				25,000	0	0	0%
2022-53f / Capital	Replacement truck for T177				35,000	0	0	0%
2022-53k / Capital	Solar field inverter replacement				0	0	0	0%
2022-53l / Capital	Filter NTU meters replacement, 4				20,000	0	0	0%
2022-54k / Capital	Miller Hill Gauging Station				12,000	0	0	0%
2022-54l / Capital	Oro Pond Service Lines and Meters replacement				22,000	0	0	0%
2022-54o / Capital	Coventry Interloop				50,000	0	0	0%
2022-54p / Capital	South Villa Raw Water Pipe Replacement				75,000	0	0	0%
2022-54q / Capital	Oakvale Palermo Canal 900' Shotcrete				37,000	0	0	0%
2022-54r / Capital	Oro Bangor - Malengo Domestic Pipe Replacement 600'				36,000	0	0	0%
2022-54s / Capital	Culvert Replacement Ridgeway				20,000	0	0	0%
2022-54t / Capital	North Ditch Lincoln to Messina irrigation - Engineering Study for design				18,000	18,000	0	0%
2022-54u / Capital	Meter tester, 2				9,600	9,600	0	0%
2022-56c / Capital	Bulk filling water station				0	0	0	0%
2022-56d / Capital	Replace 1990 Ford F700 diesel/flatbed dump, T-132				100,000	0	0	0%
2022-56e / Capital	Replace 2012 Ford F150 4x4, T-304				45,000	0	0	0%
2022-56f / Capital	Replace 10 yd dump truck, 1983, T-59				0	0	0	0%

South Feather Water and Power Agency
 General Fund Financial Report
 January 24, 2023 Board Meeting

<u>ACCOUNT</u>	<u>DESCRIPTION</u>	<u>2019 ACTUAL</u>	<u>2020 ACTUAL</u>	<u>2021 ACTUAL</u>	<u>2022 BUDGET</u>	<u>2022 ESTIMATED</u>	<u>2022 ACTUAL Thru 12/31/22</u>	<u>% of BUDGET</u>
CAPITAL OUTLAY (Con't)								
2022-61d / Capital	SPH Bearing Cooling Water Flow Device Upgrade				20,000	0	0	0%
2022-61e / Capital	SPH oil flow device upgrade				20,000	0	0	0%
2022-61h / Capital	SPH Bitronics line-side metering xducer				8,000	0	0	0%
	Total Capital Outlay	239,171	307,591	426,839	1,809,816	1,125,664	511,444	28%
Transfers:								
	SFPP Jt Facil Oper Fd-Minimum Payment	709,000	709,000	709,000	709,000	709,000	709,000	100%
	SFPP Jt Facil Oper Fd-Additional Payment	0	0	0	5,374,000	3,269,900	3,269,900	61%
	SFPP Jt Facil Oper Fd-Overhead	621,688	480,058	613,367	675,000	367,675	367,675	54%
	System Capacity Fund	0	194,946	0	0	0	0	0%
	Retiree Benefit Trust Fund	(320,821)	1,977,001	0	0	0	0	0%
Net Non-operating, Capital Outlay and Transfers		(1,004,551)	1,623,021	(531,393)	1,538,984	1,770,958	2,397,458	156%
NET REVENUE OVER EXPENSES		(2,853,674)	(1,065,759)	(2,349,497)	(1,678,842)	(1,804,913)	565,530	
Beginning Balance					3,289,712	3,289,712	3,289,712	
Ending Balance					<u>1,610,870</u>	<u>1,484,799</u>	<u>3,855,242</u>	

NOTE: Ending 12/31/20 balance includes designated reserves of \$1,977,001 for retiree benefits.

South Feather Water & Power Agency
 Irrigation Water Accounting
 For The Period Of 1/1/2022 - 12/31/2022

<u>ACCT CODE</u>	<u>DESCRIPTION</u>	<u>REVENUE</u>	<u>EXPENSES</u>
2022-0504	Palermo Canal	\$ 102,297	\$ 357,515
2022-0505	Bangor Canal	\$ 136,122	\$ 298,749
2022-0506	Forbestown Canal	\$ 16,342	\$ 241,587
2022-0507	Community Line	\$ 31,052	\$ 43,370
	Totals	<u>\$ 285,814</u>	<u>\$ 941,221</u>

SOUTH FEATHER WATER AND POWER AGENCY
SCHEDULE OF CASH AND INVESTMENTS
December 31, 2022

General Fund Cash and Savings Account	\$ 144,559
LAIF	24,058,842
CalTrust	1,364,933
Five Star Bank	1,119,253

<u>Fixed Income portfolio</u>	<u>Rate</u>	<u>Purch Date</u>	<u>Purch Price</u>	<u>Face Value</u>	<u>Maturity</u>	<u>Mkt Value</u>	<u>Est. Annual Income</u>
Cash						155,801	\$ -
Cache Valley Bank CD	1.650%	1/15/2020	203,000	203,000	1/17/2023	202,760	3,350
Wells Fargo Natl Bank West CD	1.900%	1/17/2020	245,000	245,000	1/17/2023	244,743	4,655
Sandy Spring Bank CD	0.650%	2/18/2022	245,000	245,000	2/17/2023	243,871	1,593
People First Bank CD	1.350%	3/6/2020	134,000	134,000	3/6/2023	133,327	1,809
American Express Natl Bank CD	1.450%	1/31/2020	245,000	245,000	3/31/2023	243,366	3,553
JP Morgan Chase Bank CD	1.500%	4/19/2022	245,000	245,000	4/19/2023	243,040	3,675
Valley Natl Bank CD	4.450%	11/16/2022	245,000	245,000	5/18/2023	245,221	10,903
Bank of China CD	2.100%	6/15/2022	240,000	240,000	6/15/2023	237,605	5,040
BMO Harris Bk CD	2.800%	7/1/2022	245,000	245,000	7/14/2023	242,944	6,860
Luana Savings Bank CD	0.200%	8/14/2020	245,000	245,000	8/14/2023	238,672	490
John Marshall Bancorp CD	0.400%	12/31/2021	245,000	245,000	8/31/2023	238,436	980
Synchrony Bank CD	0.400%	9/30/2021	245,000	245,000	9/29/2023	237,410	980
Medallion Bank CD	0.250%	10/26/2020	135,000	135,000	10/27/2023	130,263	338
New York Community Bank CD	0.300%	11/9/2020	245,000	245,000	11/9/2023	236,224	735
Beal Bank CD	0.600%	12/20/2021	245,000	245,000	12/20/2023	235,594	1,470
Federal Home Loan Bond	0.190%	12/29/2020	249,777	250,000	12/22/2023	238,375	475
Bank OZK CD	4.500%	11/18/2022	245,000	245,000	1/18/2024	244,662	11,025
Customers Bank CD	4.800%	11/22/2022	245,000	245,000	2/23/2024	245,466	11,760
US Treasury Note	0.881%	1/18/2022	258,479	262,000	3/15/2024	248,481	655
Bankunited Bank CD	0.350%	3/15/2021	245,000	245,008	3/19/2024	232,569	858
Ally Bank CD	1.700%	3/25/2022	245,000	245,000	3/25/2024	236,472	4,165
Comenity Capital Bank CD	2.250%	4/14/2022	245,000	245,000	4/15/2024	237,701	5,513
Web Bank CD	0.400%	5/11/2021	245,000	245,000	5/17/2024	231,290	980
UBS Bank CD	0.350%	6/23/2021	245,000	245,000	6/24/2024	230,008	858

Texas Exchange Bank CD	0.500%	7/9/2021	105,000	105,000	7/9/2024	98,635	525
First Technology Credit Union CD	3.250%	8/5/2022	245,000	245,000	8/5/2024	239,853	7,963
Toyota Finl Svgs Bank CD	0.550%	8/5/2021	245,000	245,000	8/5/2024	229,783	1,348
BMW Bank CD	1.700%	3/4/2022	245,000	245,000	9/4/2024	233,603	4,165
State Bank of Dallas CD	0.700%	12/31/2021	245,000	245,000	10/1/2024	228,879	1,715
Institution for Svg in Newburyport CD	0.700%	10/28/2021	245,000	245,000	10/28/2024	228,230	1,715
Merrick Bank CD	0.800%	11/19/2021	245,000	245,000	11/19/2024	228,171	1,960
Live Oak Banking CD	0.850%	12/29/2021	245,000	245,000	12/30/2024	227,453	2,083
Federal Home Loan Bond	1.250%	1/28/2022	250,000	250,000	1/28/2025	232,275	3,125
Federal Home Loan Bond	1.550%	2/18/2022	249,781	250,000	2/18/2025	234,020	3,875
Federal Home Loan Bond	2.000%	12/6/2022	235,791	250,000	3/28/2025	234,993	5,000
Bank of Dells Wisconsin CD	4.400%	12/23/2022	245,000	245,000	4/23/2025	243,966	10,780
Liberty First Credit Union	4.550%	1/17/2023	249,000	249,000	1/1/2026	249,000	11,330
Capital One Natl Assn CD	3.100%	6/16/2022	246,000	246,000	6/16/2025	237,547	7,626
Federal Home Loan Bond	3.550%	8/18/2022	245,000	245,000	7/25/2025	239,715	8,698
Connexus Credit Union CD	3.500%	8/26/2022	245,000	245,000	8/26/2025	238,368	8,575
Austin Telco Fed CU CD	3.750%	9/21/2022	249,000	249,000	9/22/2025	243,694	9,338
Capital One Bank USA CD	0.900%	11/17/2021	245,000	245,000	11/17/2025	220,914	2,205
Washington Fed Bank CD	4.700%	12/12/2022	245,000	245,000	12/22/2025	245,348	11,515
Federal Home Loan Bond	0.680%	12/15/2021	243,905	250,000	2/24/2026	222,453	1,700
State Bank of India CD	1.000%	6/10/2021	245,000	245,000	6/10/2026	217,298	2,450
Total Fixed Income Portfolio						10,428,496	\$ 190,404
							1.83%
TOTAL CASH & INVESTMENTS AT 12/31/22						\$ 37,116,083	

I certify that all investment actions have been made in full compliance with Policy #470- Investments, and that South Feather Water and Power Agency will meet its expenditure obligations for the next six months.

Submitted by: Cheri Richter, Finance Manager 1/24/23

Investment Transactions

December, 2022

\$250,000 Bond purchased 12/2/2022 from Federal Home Loan Bank, 4.620%, matures 3/28/2025 w/ funds from TCB General Fund.

\$245,000 CD purchased 12/12/2022 from Washington Fed Bank, 4.700%, matures 12/22/2025 w/ 12/8/22 Safra Bank CD maturity.

\$245,000 CD purchased 12/23/2022 from Bank of Dells Wisconsin, 4.400%, matures 4/23/2025 w/ \$50,000 Morgan Bank CD maturity and TCB GF.



SOUTH FEATHER WATER & POWER AGENCY

TO: Board of Directors

FROM: Dan Leon, Power Division Manager

DATE: January 19, 2023

RE: General Information (regarding matters not scheduled on agenda)
January 24, 2023 Board of Directors Meeting

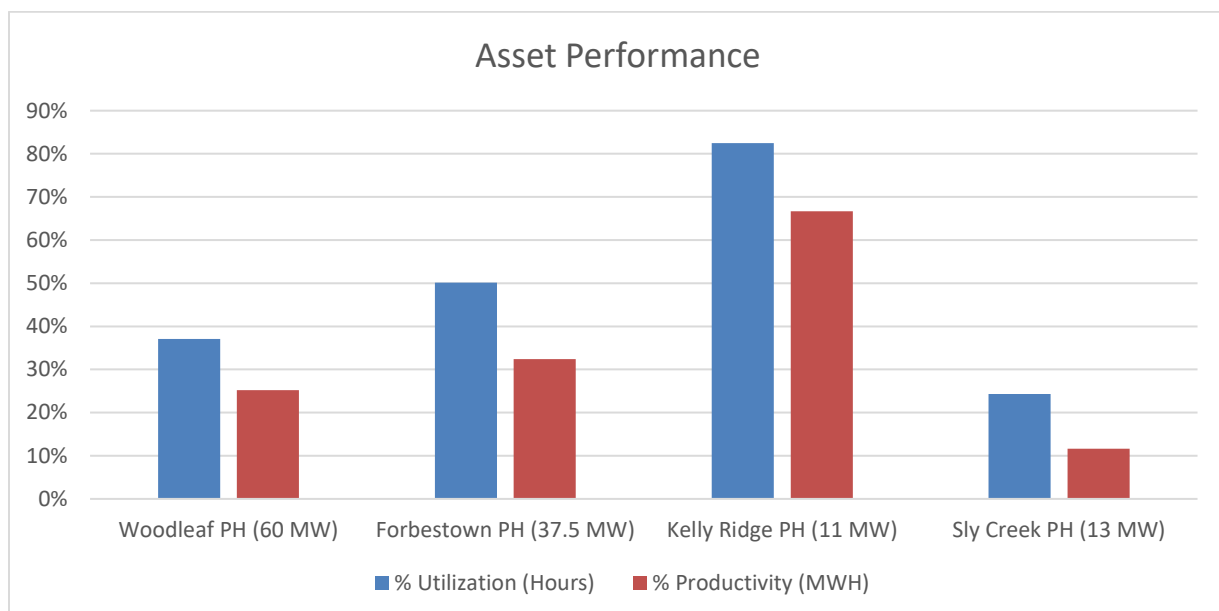
OPERATIONS

Power Division Summary, Reservoir Storage, and Precipitation Reports for December 2022 are attached.

South Fork Div tunnel average flow was 176 CFS. Slate Creek Div tunnel was open for 9 days this month. Little Grass Valley and Sly Creek Reservoirs combined storage was 96.0 kAF at month's end. The following reservoirs are currently spilling: Little Grass Valley Res, Lost Creek Res, Forbestown Diversion Res, and Ponderosa Res.

DWR Bulletin 120 observed conditions and reports for the 2023 water season will be available on February 1.

Asset performance and availability for December 2022 summarized in the following two tables:



Asset Availability				
a. Powerhouse	b. Capacity MW	c. Available for Generation Hrs	d. Generation Dispatched above 50% Output Hrs	e. Generation Dispatch Potential Output Hrs
Woodleaf	60.0	690	193	497
Forbestown	37.5	744	251	493
Kelly Ridge	11.0	736	481	255
Sly Creek	13.0	744	90	654

MAINTENANCE

Powerhouses

- Woodleaf Powerhouse. Status: In service, normal dispatch schedule. Annual maintenance outage scheduled for February 6 thru 18, 2023. Forced Outage due to cooling water system problems.
- Forbestown Powerhouse. Status: In service, normal dispatch schedule. Annual maintenance outage scheduled for March 5 thru 18, 2023.
- Sly Creek Powerhouse. Status: In service, normal dispatch schedule. Annual maintenance outage scheduled for October 2 thru 21, 2023.
- Kelly Ridge Powerhouse. Status: In service, normal dispatch schedule. Annual maintenance completed. Annual maintenance outage scheduled for November 6 thru 18, 2023. Forced Outage due to cooling water system problems.

Project Facilities and Assets

- Staff will be conducting the Annual Road System Review with USFS engineers this month. After post-fire logging projects and two consecutive years with major rain events, there is significant road rehab to jointly plan for in 2023.
- South Fork Div – Inspect site, clean trash rack
- Slate Creek Div – Inspect site, clean trash rack
- Sly Creek Tunnel – Fabricate PSV enclosure
- Forbestown PH Surge Chamber – Inspect roadway
- MRC – Inspect canal, flush debris, remove trees
- MRC – Fabricate personnel crossings
- Kelly Ridge PH – Extend drain culvert
- Project Roadways – Inspect, plow snow, remove debris and trees
- Install surveillance cameras

- Install Scada equipment
- Portable Generator – Fabricate transport trailer
- Perform vehicle fleet and equipment maintenance

REGULATORY COMPLIANCE

Water Rights

The State Water Resources Control Board requires all water right holders to submit an annual report of water diversion and use for all water use. The report for the 2022 Water Year, which covered October 1, 2021 through September 30, 2022, is due to the Division of Water Rights no later than February 1, 2023. These reports include the following:

- Use of water Information
 - Types of beneficial uses
 - Crop information for irrigation use, including area irrigated
- Monthly water diversion amounts for the following:
 - Amount directly diverted
 - Amount diverted to storage
 - Amount used
- Water Transfer Information
- Measurement Device Information
- Reservoir Information

Staff submitted the completed online reports on January 19, 2023.

2023 Priority Regulatory Compliance Budgeted Projects

- Staff continue to work with Slate Geotechnical on the Supporting Technical Information Document and Dam Safety Surveillance Monitoring Plan updates for Little Grass Valley, Sly Creek, Lost Creek, Ponderosa and Miners Ranch Dams. These reports will all be submitted to FERC and DSOD upon completion.
 - Staff will be working to address items identified in the Part 12D Safety Inspection Reports with a Plan and Schedule due to FERC on January 27, 2023.
- Staff are working to update the Public Safety Plan to better inform the public of safety measures in place throughout the hydropower project. New signage will be installed at powerhouses, dam structures and reservoirs. This report will be submitted to FERC upon completion.
- Staff are working with a firm that will conduct drone flights over South Fork Diversion Dam and Slate Creek Diversion Dam in order to obtain high-resolution video of the ogee portions of each dam. Staff have not been able to traverse the crest of either dam for some time due to safety concerns. Upon completion of the data collection, a report documenting current conditions will be provided to the Agency for submittal to FERC and DSOD.
- The Agency was recently given approval by DSOD to conduct the deformation surveys of each

high hazard dam every three years. Conducting these surveys allows for precision review of the structures for any type of movement. These surveys will be conducted in October of this year.

- Staff will participate in training and utilize upgraded software for existing equipment to conduct bathymetric surveys (think underwater topography) of Agency reservoirs. The data collected will help us to understand current reservoir capacity and sediment loading in order to develop updated rating curves for operational and capital planning.
- Staff are finalizing the Request for Proposals to solicit work for the FERC required Owners Dam Safety Program Audit and Plan update. The Agency has not ever conducted this required program audit, which for owners of one or more high hazard classification dams, their dam safety program should be externally audited or peer reviewed on a schedule not to exceed five years. The purpose of these audits is to retain outside dam safety experts to help the Agency understand how well our dam safety program is working, and where improvements can possibly be made.
- The Agency will retain a qualified firm to conduct a Vulnerability Assessment as required by FERC. This assessment must address four important factors: Consequence, Vulnerability, Threat (and its Likelihood), and Security Effectiveness. The resulting report will help to inform the Agency of any and all Security Risks on our hydropower project, and will outline recommended changes to improve physical security.
- USFS Contract Administrators are finalizing our amended gaging permit to add two new stations to better monitor inflows to Little Grass Valley Reservoir. These gages will be installed after the snow melt.

PROJECT WORK

No new update.

PERSONNEL

No new update.

**SOUTH FEATHER WATER AND POWER
SOUTH FEATHER POWER PROJECT
2022
Reservoir and Stream Operations**

	RESERVOIR ELEVATIONS				MONTHLY AVERAGE STREAM RELEASES							
	Little Grass Valley		Sly Creek		Release to SFFR at LGV Dam	Release to SFFR at Forbestown Div.	Release at Lost Creek Dam	Release at Slate Creek Div.				
Maximum Elevation End of Month Conditions	5,046.50	Feet	3,530.00	Feet								
January	5,021.62	Feet	3,503.78	Feet	9.02	cfs	8.73	cfs	6.26	cfs	27.50	cfs
February	5,024.00	Feet	3,500.10	Feet	8.98	cfs	8.88	cfs	6.05	cfs	58.00	cfs
March	5,029.98	Feet	3,508.61	Feet	9.10	cfs	130.00	cfs	6.23	cfs	56.40	cfs
April	5,039.24	Feet	3,526.74	Feet	9.62	cfs	8.54	cfs	9.47	cfs	98.20	cfs
May	5,042.45	Feet	3,514.98	Feet	12.00	cfs	11.00	cfs	8.77	cfs	16.00	cfs
June	5,042.65	Feet	3,510.75	Feet	12.00	cfs	11.00	cfs	8.56	cfs	40.40	cfs
July	5,041.94	Feet	3,490.81	Feet	12.00	cfs	11.90	cfs	8.65	cfs	14.30	cfs
August	5,041.04	Feet	3,457.17	Feet	12.00	cfs	12.00	cfs	10.20	cfs	8.09	cfs
September	5,028.37	Feet	3,472.51	Feet	317.00	cfs	12.00	cfs	11.00	cfs	7.10	cfs
October	5,021.32	Feet	3,476.73	Feet	139.00	cfs	12.00	cfs	11.00	cfs	6.64	cfs
November	5,021.44	Feet	3,465.24	Feet	8.46	cfs	7.02	cfs	7.03	cfs	13.40	cfs
December	5,026.52	Feet	3,479.64	Feet	8.56	cfs	42.30	cfs	7.57	cfs	196.00	cfs

Powerhouse Operations

	Sly Creek	Woodleaf	Forbestown	Kelly Ridge	Energy Revenue
January	910.68 MWH	9,297.13 MWH	7,999.08 MWH	7,278.25 MWH	\$1,641,696.41
February	2,910.21 MWH	18,852.06 MWH	11,815.69 MWH	4,440.01 MWH	\$1,692,562.10
March	1,728.43 MWH	14,205.95 MWH	3,751.40 MWH	6,486.46 MWH	\$1,430,669.02
April	2,740.50 MWH	17,263.57 MWH	11,188.58 MWH	802.41 MWH	\$1,862,903.13
May	3,872.83 MWH	22,907.00 MWH	13,925.16 MWH	5,838.52 MWH	\$2,357,259.91
June	970.41 MWH	5,148.21 MWH	3,419.48 MWH	2,962.69 MWH	\$1,319,935.00
July	2,244.27 MWH	14,198.19 MWH	8,245.23 MWH	5,260.71 MWH	\$1,673,911.24
August	2,459.47 MWH	18,218.69 MWH	10,341.08 MWH	5,338.36 MWH	\$2,011,142.32
September	1,487.01 MWH	12,136.54 MWH	7,005.65 MWH	3,084.01 MWH	\$1,581,486.01
October	920.72 MWH	7,307.26 MWH	4,311.37 MWH	3,101.06 MWH	\$1,238,685.00
November	906.64 MWH	7,394.89 MWH	4,420.97 MWH	2,606.24 MWH	\$1,251,185.00
December	1,123.58 MWH	10,429.97 MWH	9,044.25 MWH	5,397.75 MWH	\$1,622,924.54
	<u>22,274.74 MWH</u>	<u>157,359.47 MWH</u>	<u>95,467.94 MWH</u>	<u>52,596.46 MWH</u>	<u>\$19,684,359.68</u>

Table A.

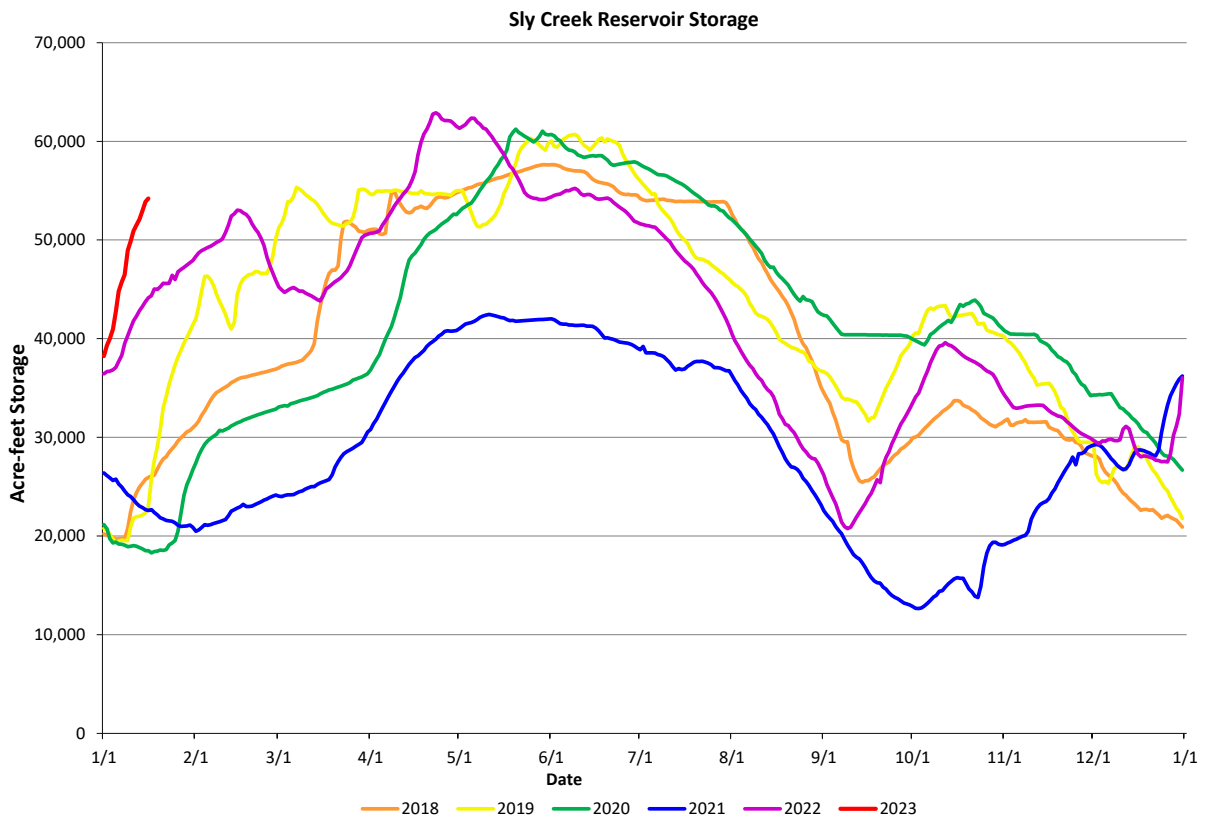
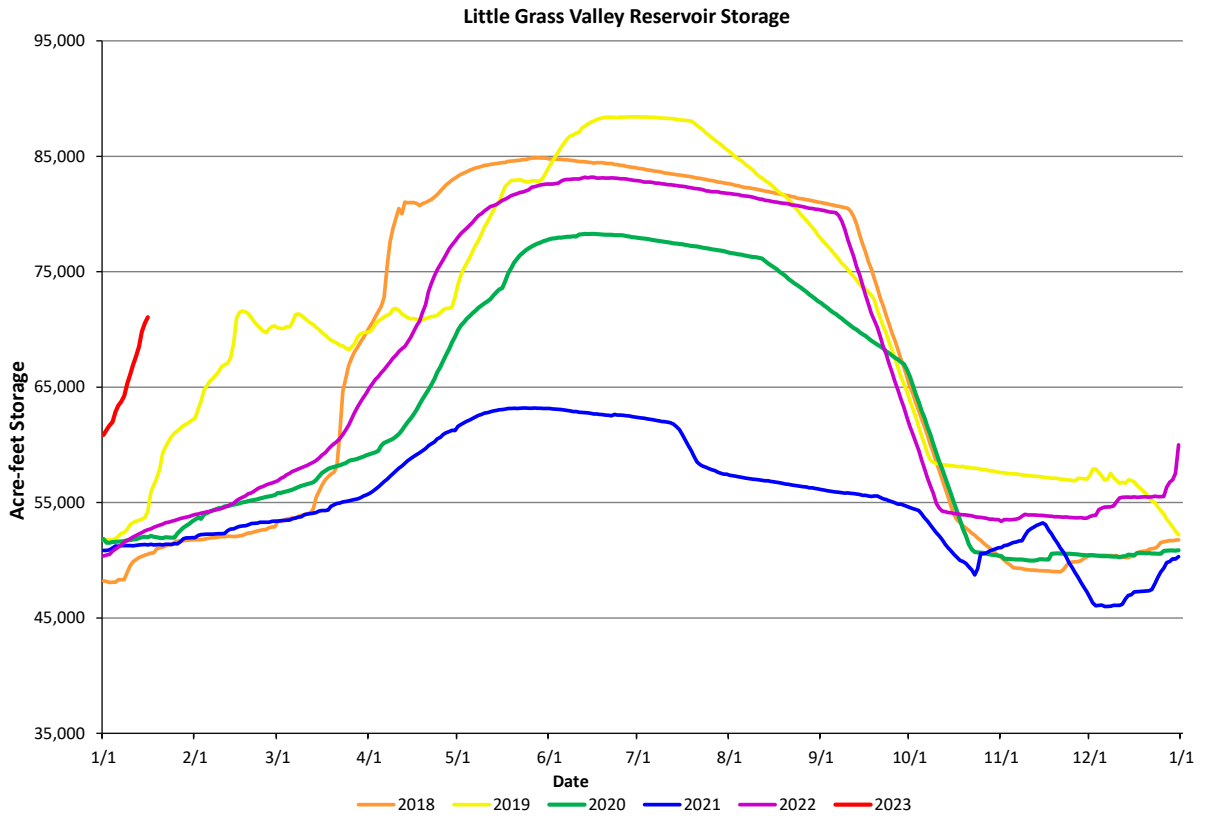


Table B.

Northern Sierra Precipitation: 8-Station Index, January 18, 2023

Percent of Average for this Date: 156%

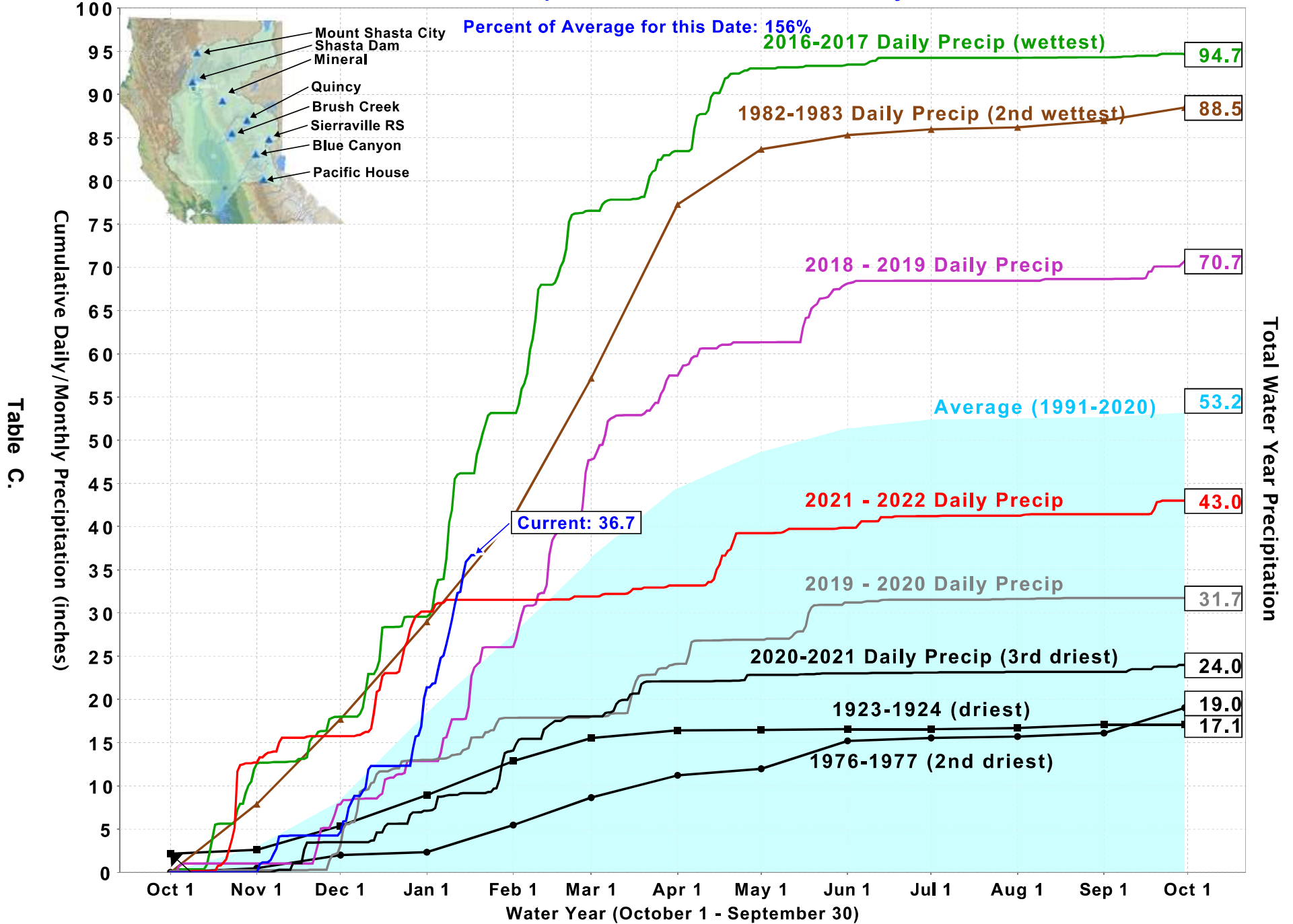


Table C.



SOUTH FEATHER WATER & POWER AGENCY

TO: Board of Directors

FROM: Rath Moseley, General Manager

DATE: January 18, 2023

RE: General Information (regarding matters not scheduled on the agenda)
1/24/23 Board of Directors Meeting

Domestic Water Treatment Operations

Miners Ranch Treatment Plant Production:

Total 75.96 MG / 73.70 MG to customers
 High 2.65 MGD
 Low 2.26 MGD
 Avg. 2.45 MGD

Bangor Treatment Plant Production:

Total 0.322 MG / 0.260 MG to customers
 High 0.030 MGD
 Low 0.010 MGD
 Avg. 0.021 MGD

All bacteriological requirements were good for the MRTP& BTP. Miners Ranch production was 94% of average over the past 5 years. Bangor's production was 102% of average over the past 5 years. The Red Hawk Ranch Pump Station total flow for December is 103,746 gallons.

District Wide Water Operations

Jan-23	Replace Hydrant	Flush Main	Ditch Maintenance / Remove Trees	Leak Repair	Replace Backflow Lower	Broken Meter Box	Clean Grizzlies	Annual Inventory District Warehouse
	Greenbrier	Lone Tree	Bangor Canal x3	Olive Hwy.	Wyandotte	Fernwood	District Wide	
			Miller Hill x3	Oak Crest				
			Palermo Canal x5	Service St.				
			Windfall Way					
			Oro Lateral					
			Sunny Slope Ditch					
			Upham/Warren Ranch					
			Lower Forbestown					
			La Porte Rd.					

Irrigation Water Operations

Winter Storms

The recent series of storms resulted in many trees either splitting or completely uprooting along our irrigation infrastructure. Crews have worked diligently to prevent any overtopping or breaches of the ditch banks. The continued amount of precipitation tested the conveyance system in multiple spots, and in some areas the flow was equivalent to when the system is running traditional irrigation service. The team monitored the weather patterns and worked together to pull spill boards and allow the system to flow the incoming water without damage to the conveyance system or surrounding areas.



General Updates

Palermo Water Consolidation Project – Engineering drawings in review at the County for permit issuance. Staff ready to continue distribution pipe expansion once permit is issued.

Ophir Road Warehouse Project – Annexation and water assessment analysis will be forthcoming for the board to consider adoption/approval.

Ophir/Lincoln Housing – The development of ~130 pre-fab dwellings has stalled and will update the board if this project is still active as information is received.

Raw Water Storage – No additional work has been performed since the Advisian “Early Site Investigation” presentation of the Swede’s Flat Reservoir Site. Would like to meet with a board committee to discuss next steps if any.

SR 162 Pedestrian/Bicyclist/Disabled Mobility and Safety Improvements requiring utility conflict resolutions will be performed this spring. Current plans suggest one hydrant and one commercial meter box/backflow may need be relocated.

SB-998 Follow-Up

As a follow-up to last month’s update regarding SB-998 (discontinuation of service due to non-payment), staff put together the below mailer that went out to all customers who would have otherwise received a final shut-off notice. This is another opportunity for the agency to connect directly with customers who would be directly impacted by the re-implementation of service shut-offs. Physical shut-offs are due to begin in the first days of March and the team will continue to update the board.

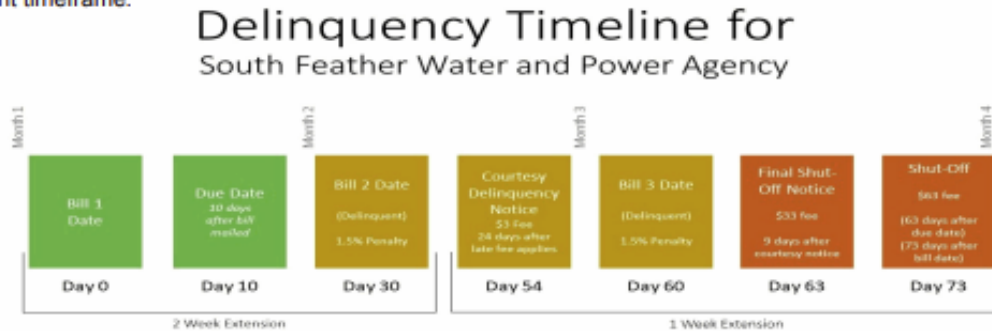
Dear Customer,

Our records indicate that your account is over 60 days past due. Due to COVID protocols, South Feather Water and Power has not followed normal collection procedures.

Starting February 1, 2023 this agency will initiate new delinquency procedures consistent with SB998 requirements, which can end in service termination, if the balance remains outstanding. If this had been a standard “Final Shut-Off Notice” a charge of \$33 would be added to your account and you would have 7 business days to correct the delinquent charges.

If you have questions regarding your balance, please call customer service at (530) 533-4578 during normal business hours of Monday - Friday, 8am-5pm. Our employees can explain your options .

For additional support, please see the graphic below that explains the guidelines of SB998 delinquency payment timeframe.



Board of Directors Training

AB 1234 Ethics and AB 1661 Harassment Prevention training can be accomplished either in-person or online. You may already have received this training from other public roles or employer and that will qualify for compliance of training received. Please work directly with Risk Management or General Manager on preferred method of completion.

2023 Board Committee Assignments

The following page lists the 2023 Board Committee Assignments as selected and approved during the December 15, 2022 board meeting.



SOUTH FEATHER WATER & POWER AGENCY

2023 BOARD COMMITTEE ASSIGNMENTS

STANDING COMMITTEES –

Budget, Finance and Claims Committee: Ruth Duncan, Chair
John Starr

Personnel Committee: Brad Hemstalk, Chair
Rick Wulbern

Policy and Contracts Committee: John Starr, Chair
Mark Grover

Strategic Vision and Community
Relations Committee: Mark Grover, Chair
Rick Wulbern

AD HOC COMMITTEE –

Deferred Compensation Finance Committee: Rick Wulbern, Chair
Cheri Richter, Treasurer, Vice Chair
Rath Moseley, General Manager
Dan Leon, Power Division Manager
Brian Howerton, Hydro Foreman, Power Division
Zenaido Martinez, Foreman, Water Division

"I move approval of the Standing Committee Assignment Categories and selection of Director Rick Wulbern as Chair of the AD HOC COMMITTEE.

M/S: Grover/Starr

AYES: Hemstalk, Duncan, Wulbern

NO's: 0

Absent: 0

PUBLIC COMMENT: None



SOUTH FEATHER WATER & POWER AGENCY

TO: Public Recipients of Agenda Information

FROM: Rath Moseley, General Manager

DATE: January 17, 2023

RE: Real Property Negotiations, and Anticipated and Existing Litigation
Closed Session Agenda Item for 1/24/23 Board of Directors Meeting

The information provided to directors for this agenda item is not available to the public. The purpose for this item is to give the Board an opportunity to confer with legal counsel about litigation in which the Agency is already involved or is anticipating. The Board is permitted by law (Brown Act) to confidentially discuss information that might prejudice its legal position, to have a confidential and candid discussion about meet-and-confer issues. Such discussions are exempt from the Brown Act's requirement that matters before the Board be discussed in public. Attendance during the closed-session will be limited to directors, together with such support staff and legal counsel as determined necessary by directors for each subject under discussion.



SOUTH FEATHER WATER & POWER AGENCY FINANCING CORPORATION

AGENDA

ANNUAL MEETING OF THE BOARD OF DIRECTORS OF THE
SOUTH FEATHER WATER AND POWER AGENCY FINANCING CORPORATION
BOARD ROOM, 2310 ORO-QUINCY HIGHWAY, OROVILLE, CA.

TUESDAY, JANUARY 24, 2023, 2:00 P.M.

1 Roll Call

2 Approval of Minutes: Corporation Annual Meeting of January 25, 2022.

3 Public Participation

Individuals will be given an opportunity to address the Board remotely regarding matters not scheduled on the agenda, although the Board cannot take action on any matter not on the agenda. Comments will be limited to 5 minutes per speaker.

Opportunity for public comment on agenda items will be provided at the time they are discussed by the Board. Comments will be limited to 5 minutes per speaker per agenda item.

4 Election of Officers

Election of corporation officers for 2023.

5 Report of Status of Projects

Report by Executive Director Rath Moseley on status of projects and financing.

6. Adjournment

**MINUTES of the BOARD of DIRECTORS of the
SOUTH FEATHER WATER & POWER AGENCY FINANCING CORPORATION
Tuesday, January 25, 2022
Conference Room, 2310 Oro Quincy Hwy. Oroville, California**

President Hickman called the meeting to order at 4:31 p.m.

DIRECTORS PRESENT: Dennis Moreland, John Starr, Tod Hickman, Ruth Wright

DIRECTORS ABSENT: Rick Wulbern

STAFF PRESENT: Dan Leon, Power Division Manager; Steve Wong, Finance Division Manager; Art Martinez, Manager of Information Systems; Dustin Cooper, Legal Counsel; Jaymie Perrin, EH&S Manager; Rath Moseley, General Manager.

OTHERS PRESENT:

APPROVAL OF MINUTES

M/S (Moreland/Starr) approving the Minutes of the Meeting of January 26, 2022 as presented.
AYES Wright, Hickman
ABSENT Wulbern

PUBLIC PARTICIPATION – None

REPORT OF STATUS OF PROJECTS

In 2003, Certificates of Participation (COPs) were sold, resulting in \$2,581,945 in net proceeds, and \$2,685,000 in total debt obligation. On November 25, 2003 the proceeds were deposited in trust at BNY Western Trust Company (trustee) in Los Angeles. Subsequently, \$260,694 was deposited into a reserve fund, and \$56,251 into a delivery cost fund, per the trust agreement, leaving \$2,265,000 available to the Agency for its Miners Ranch Treatment Plant Solar Photovoltaic Project and Office Remodel/Addition Project.

The solar project was completed and placed into operation in May 2004. The total expenditure for project purposes was \$2,033,097.

The remaining proceeds from the 2003 COPs, together with dividends earned in the amount of \$9,770, were designated for the Office Addition/Remodel project that was completed in 2006. The total expenditure for this project was \$241,673 (all in 2005).

At its August 28, 2012 meeting, the South Feather Water and Power Agency (SFWPA) Board of Directors adopted Resolution No. 12-08-01, authorizing the issuance of 2012 Water Revenue Refunding Bonds in the amount of \$3,342,264 to provide for the refunding of the 2003 COPs (\$2,295,000), along with the Agency's 1980 Miners Ranch Bonds (\$1,150,000). The refunding of the COPs was completed on October 19, 2012 with a Refunding Bond Agreement dated October 1, 2012 between SFWPA and the Bank of Nevada carrying an interest rate of 2.68%.

At its August 23, 2016 meeting, the South Feather Water and Power Agency Board of Directors adopted Resolution No. 16-08-01, authorizing the issuance of 2016 Certificates of Participations to refund all outstanding 2012 Water Revenue Refunding Bonds (\$1,975,000) and provide funding for the construction of the Miners Ranch Water Treatment Plant Improvement Project (\$25,035,000). The certificates were underwritten by Stifel, Nicolaus & Company and closed on October 20, 2016, with All-In True Interest Cost of 3.26%.

At December 31, 2021, the outstanding principal balance due on the 2016 Certificates of Participation was \$24,395,000, with a final maturity of April 1, 2046. The Financing Corporation has no other debt at this time.

ELECTION OF OFFICERS

M/S	Moreland/Starr
AYES	Wright, Hickman
ABSENT	Wulbern

Selecting Tod Hickman as President, and Rick Wulbern as Vice President; and, appointing Rath Moseley as Secretary and Executive Director and Steven Wong as Chief Financial Officer.

ADJOURNMENT

There being no further business the meeting adjourned at 4:40 p.m.

Rath T. Moseley, Secretary

Tod Hickman, Vice President



SOUTH FEATHER WATER & POWER AGENCY FINANCING CORPORATION

TO: Board of Directors
SFWPA Financing Corporation

FROM: Rath Moseley, Executive Director

DATE: January 17, 2023

RE: Item #4 – Election of Officers
(Agenda Item for 1/24/23 Annual Board Meeting)

The bylaws of the corporation provide that officers of the corporation be elected by the Board. Those officers are President, Vice President, Secretary and Chief Financial Officer. The Board – at its formation meeting in 1995 – also decided to appoint an Executive Director. Election of officers is to be done at each annual meeting.

The recommended form of action is to make the corporation officers the same as the Agency's officers, as follows:

For 2023, I move that Rick Wulbern be elected President, that Ruth Duncan be elected Vice President, that Rath Moseley be appointed Secretary and Executive Director, and that Cheri Richter be appointed Chief Financial Officer.



SOUTH FEATHER WATER & POWER AGENCY FINANCING CORPORATION

TO: Board of Directors
SFWPA Financing Corporation

FROM: Rath Moseley, Executive Director

DATE: January 17, 2023

RE: Report of Status of Projects
(Agenda Item for 1/24/23 Annual Board Meeting)

In 2003, Certificates of Participation (COPs) were sold, resulting in \$2,581,945 in net proceeds, and \$2,685,000 in total debt obligation. On November 25, 2003 the proceeds were deposited in trust at BNY Western Trust Company (trustee) in Los Angeles. Subsequently, \$260,694 was deposited into a reserve fund, and \$56,251 into a delivery cost fund, per the trust agreement, leaving \$2,265,000 available to the Agency for its Miners Ranch Treatment Plant Solar Photovoltaic Project and Office Remodel/Addition Project.

The solar project was completed and placed into operation in May 2004. The total expenditure for project purposes was \$2,033,097.

The remaining proceeds from the 2003 COPs, together with dividends earned in the amount of \$9,770, were designated for the Office Addition/Remodel project that was completed in 2006. The total expenditure for this project was \$241,673 (all in 2005).

At its August 28, 2012 meeting, the South Feather Water and Power Agency (SFWPA) Board of Directors adopted Resolution No. 12-08-01, authorizing the issuance of 2012 Water Revenue Refunding Bonds in the amount of \$3,342,264 to provide for the refunding of the 2003 COPs (\$2,295,000), along with the Agency's 1980 Miners Ranch Bonds (\$1,150,000). The refunding of the COPs was completed on October 19, 2012 with a Refunding Bond Agreement dated October 1, 2012 between SFWPA and the Bank of Nevada carrying an interest rate of 2.68%.

At its August 23, 2016 meeting, the South Feather Water and Power Agency Board of Directors adopted Resolution No. 16-08-01, authorizing the issuance of 2016 Certificates of Participations to refund all outstanding 2012 Water Revenue Refunding Bonds (\$1,975,000) and provide funding for the construction of the Miners Ranch Water Treatment Plant Improvement Project (\$25,035,000). The certificates were underwritten by Stifel, Nicolaus & Company and closed on October 20, 2016, with All-In True Interest Cost of 3.26%.

At December 31, 2021, the outstanding principal balance due on the 2016 Certificates of Participation was \$23,760,000, with a final maturity of April 1, 2046. The Financing Corporation has no other debt at this time.